



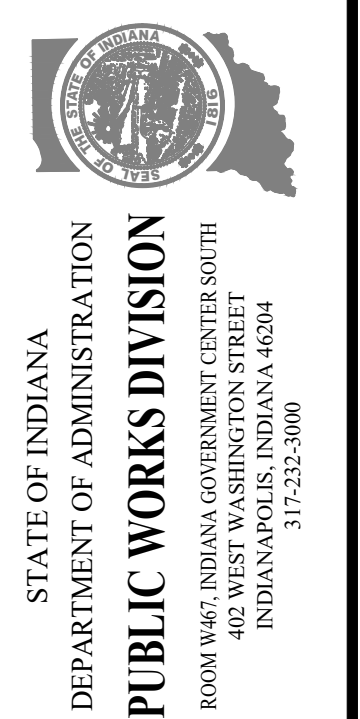
# SHEET INDEX

## SITE CIVIL

1	G-100	COVER SHEET	62	C-400	SITE UTILITY PLANS	123	CS-136	INDOT STANDARD DRAWING
2	G-101	SHEET INDEX	63	C-401	SITE UTILITY PLANS	124	CS-137	INDOT STANDARD DRAWING
3	G-102	MAINTENANCE OF TRAFFIC	64	C-402	SITE UTILITY PLANS	125	CS-138	INDOT STANDARD DRAWING
4	D-100	SITE DEMOLITION PLANS	65	C-500	SMALL SIGNS & PAVEMENT MARKINGS LAYOUT	126	CS-139	INDOT STANDARD DRAWING
5	D-101	SITE DEMOLITION PLANS	66	C-501	SMALL SIGNS & PAVEMENT MARKINGS LAYOUT	127	CS-140	INDOT STANDARD DRAWING
6	C-100	SITE PLAN OVERALL (CLEAR CREEK WELCOME CENTER)	67	C-502	SMALL SIGNS & PAVEMENT MARKINGS LAYOUT	128	CS-141	INDOT STANDARD DRAWING
7	C-101	SITE PLAN GEOMETRY	68	C-503	SHEET SIGNS & POST SUMMARY TABLE	129	CS-142	INDOT STANDARD DRAWING
8	C-102	SITE PLAN GEOMETRY	69	C-504	PANEL SIGNS & POST SUMMARY TABLE	130	CS-143	INDOT STANDARD DRAWING
9	C-103	SITE TYPICAL SECTIONS	70	C-600	SITE LIGHTING & ITS LAYOUT	131	CS-144	INDOT STANDARD DRAWING
10	C-104	SITE PLANS	71	C-601	SITE LIGHTING & ITS LAYOUT	132	CS-145	INDOT STANDARD DRAWING
11	C-105	SITE PLANS	72	C-602	LIGHTING LUMINAIRE SCHEDULE	133	CS-146	INDOT STANDARD DRAWING
12	C-106	SITE PLANS	73	C-603	LIGHTING FOUNDATION DETAILS	134	CS-147	INDOT STANDARD DRAWING
13	C-107	SITE PROFILES	74	C-604	LIGHTING PHOTOCELL DIAGRAM	135	CS-148	INDOT STANDARD DRAWING
14	C-108	SITE PROFILES	75	C-605	ITS DETAILS & GENERAL NOTES	136	CS-149	INDOT STANDARD DRAWING
15	C-109	NOT USED	76	C-606	ITS FIBER MAP	137	CS-150	INDOT STANDARD DRAWING
16	C-110	SITE PROFILES	77	C-700	SITE STORMWATER MANAGEMENT PLANS	138	CS-151	INDOT STANDARD DRAWING
17	C-111	SITE PLAN DETAILS (BUILDING & AUTO PARKING)	78	C-701	SITE STORMWATER MANAGEMENT PLANS	139	CS-152	INDOT STANDARD DRAWING
18	C-112	SITE PLAN DETAILS (ROUNDOABOUT DETAIL)	79	C-702	TEMPORARY EROSION CONTROL TABLE	140	CS-153	INDOT STANDARD DRAWING
19	C-113	SITE PLAN DETAILS (WINNERS' WALK)	80	C-703	NOT USED	141	CS-154	INDOT STANDARD DRAWING
20	C-114	SITE PLAN DETAILS (TRUCK PARKING LOT)	81	C-800	D-1 JOINT LAYOUT PLAN	142	CS-155	INDOT STANDARD DRAWING
21	C-115	SITE PLAN DETAILS (TRUCK LOT & CENTER ISLAND)	82	C-801	D-1 JOINT LAYOUT PLAN	143	CS-156	INDOT STANDARD DRAWING
22	C-116	SITE PLAN DETAILS (TRUCKER ISLAND LAYOUT & GRADES)	83	C-802	NOT USED	144	CS-157	INDOT STANDARD DRAWING
23	C-117	SITE PLAN DETAILS (TRUCKER ISLAND LAYOUT & GRADES)	84	C-900	SITE WATER LINE LAYOUT	145	CS-158	INDOT STANDARD DRAWING
24	C-118	SITE PLAN DETAILS (SANITARY LIFT STATION LAYOUT)	85	C-901	SITE WATER LINE LAYOUT	146	CS-159	INDOT STANDARD DRAWING
25	C-119	SITE PLAN DETAILS (TRUCKER RESTROOM LAYOUTS)	86	C-902	WATER MAIN DETAILS	147	CS-160	INDOT STANDARD DRAWING
26	C-120	SITE PLAN DETAILS (CURB RAMP 1 & 2 DETAIL)	87	CS-100	INDOT STANDARD DRAWING	148	CS-161	INDOT STANDARD DRAWING
27	C-121	SITE PLAN DETAILS (CURB RAMP 3 & 4 DETAIL)	88	CS-101	INDOT STANDARD DRAWING	149	CS-162	INDOT STANDARD DRAWING
28	C-122	SITE PLAN DETAILS (CURB RAMP 5 & 6 DETAIL)	89	CS-102	INDOT STANDARD DRAWING	150	CS-163	INDOT STANDARD DRAWING
29	C-123	SITE PLAN DETAILS (CURB RAMP 7 & 8 DETAIL)	90	CS-103	INDOT STANDARD DRAWING	151	CS-164	INDOT STANDARD DRAWING
30	C-124	SITE PLAN DETAILS (CURB RAMP 9 & 10 DETAIL)	91	CS-104	INDOT STANDARD DRAWING	152	CS-165	INDOT STANDARD DRAWING
31	C-125	SITE PLAN DETAILS (CURB RAMP 11 DETAIL)	92	CS-105	INDOT STANDARD DRAWING	153	CS-166	INDOT STANDARD DRAWING
32	C-126	SITE PLAN DETAILS (CELL TOWER DETAIL)	93	CS-106	INDOT STANDARD DRAWING	154	CS-167	INDOT STANDARD DRAWING
33	C-127	SITE PLAN DETAILS (WALKING PATH, DRIVEWAY & DITCH)	94	CS-107	INDOT STANDARD DRAWING	155	CS-168	INDOT STANDARD DRAWING
34	C-128	SITE PLAN DETAILS (STORAGE BUILDING PAVING PLAN)	95	CS-108	INDOT STANDARD DRAWING			
35	C-129	SITE PLAN DETAILS (BARRIER WALL DETAILS)	96	CS-109	INDOT STANDARD DRAWING			
36	C-130	SITE PLAN DETAILS (CATCH FENCE DETAIL)	97	CS-110	INDOT STANDARD DRAWING			
37	C-131	SITE PLAN DETAILS (DUMPSTER ENCLOSURE, PAD)	98	CS-111	INDOT STANDARD DRAWING			
37A	C-132	SITE PLAN DETAILS (PYLON DETAILS)	99	CS-112	INDOT STANDARD DRAWING			
38	C-200	SITE GRADING PLANS	100	CS-113	INDOT STANDARD DRAWING			
39	C-201	SITE GRADING PLANS	101	CS-114	INDOT STANDARD DRAWING			
40	C-202	SITE GRADING PLANS	102	CS-115	INDOT STANDARD DRAWING			
41	C-203	SITE GRADING PLANS	103	CS-116	INDOT STANDARD DRAWING			
42	C-204	SITE GRADING PLANS	104	CS-117	INDOT STANDARD DRAWING			
43	C-205	SITE GRADING PLANS	105	CS-118	INDOT STANDARD DRAWING			
44	C-206	TOPSOIL STOCKPLIE PLAN	106	CS-119	INDOT STANDARD DRAWING			
45	C-300	SITE DRAINAGE LAYOUT	107	CS-120	INDOT STANDARD DRAWING			
46	C-301	SITE DRAINAGE LAYOUT	108	CS-121	INDOT STANDARD DRAWING			
47	C-302	WELCOME CENTER DRAINAGE DETAILS	109	CS-122	INDOT STANDARD DRAWING			
48	C-303	TRUCKER RESTROOM DRAINAGE DETAILS	110	CS-123	INDOT STANDARD DRAWING			
49	C-304	TRUCKER RESTROOM DRAINAGE DETAILS	111	CS-124	INDOT STANDARD DRAWING			
50	C-305	DRAINAGE STRUCTURE DETAILS	112	CS-125	INDOT STANDARD DRAWING			
51	C-306	DRAINAGE STRUCTURE DETAILS	113	CS-126	INDOT STANDARD DRAWING			
52	C-307	DRAINAGE STRUCTURE DETAILS	114	CS-127	INDOT STANDARD DRAWING			
53	C-308	DRAINAGE STRUCTURE DETAILS	115	CS-128	INDOT STANDARD DRAWING			
54	C-309	TRENCH DRAIN DETAILS	116	CS-129	INDOT STANDARD DRAWING			
55	C-310	UNDERDRAIN TABLE	117	CS-130	INDOT STANDARD DRAWING			
56	C-311	UNDERDRAIN TABLE	118	CS-131	INDOT STANDARD DRAWING			
57	C-312	UNDERDRAIN TABLE	119	CS-132	INDOT STANDARD DRAWING			
58	C-313	STRUCTURE DATA TABLE	120	CS-133	INDOT STANDARD DRAWING			
59	C-314	STRUCTURE DATA TABLE	121	CS-134	INDOT STANDARD DRAWING			
60	C-315	PIPE MATERIAL TABLE	122	CS-135	INDOT STANDARD DRAWING			
61	C-316	PIPE MATERIAL TABLE						



PUBLIC WORKS PROJECT NO. 84003001-22-058-C1  
 CLEAR CREEK WELCOME CENTER  
 WEST TERRA HAUTE, VIGO COUNTY, INDIANA



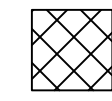
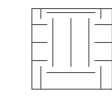
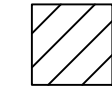
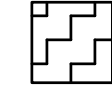

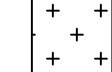
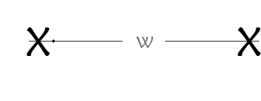
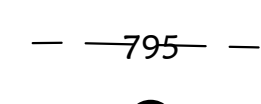

Revisions: 03/15/2023  
 Added Sheet

Project Number: 84003001-22-058-C1  
 Requisition Number: -  
 Account Number: -  
 Designer: DEH Drawing Date: 02/23/2023  
 Drafter: MDR Drawing Scale: N/A  
 DAPW Approval: -  
 Client Approval: -  
 Reference Number: 1364  
 Building Reference: -  
 Drawing Number: G101  
 Sheet: 2 of 155

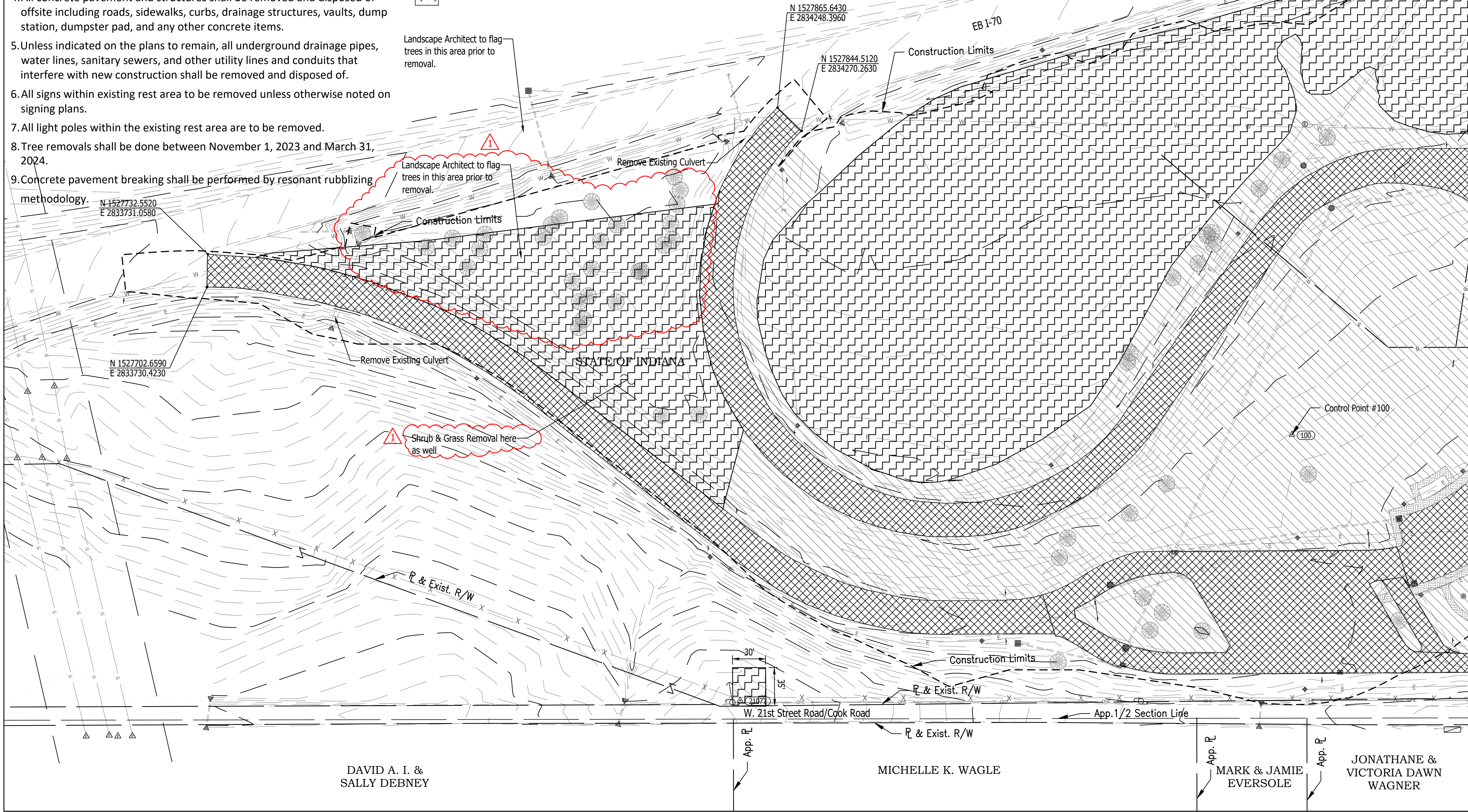
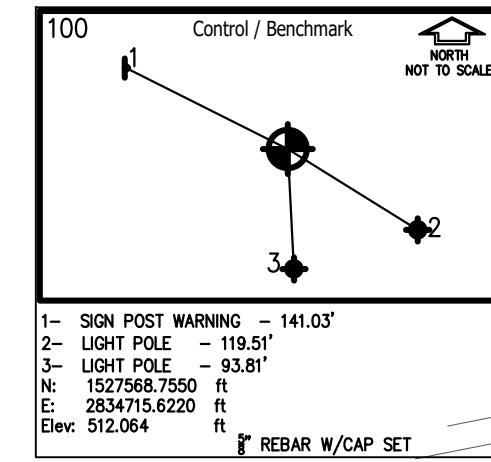
**Demolition Notes**

1. Clearing and grubbing of the site shall be completed in accordance with INDOT Standard Specification 201.
2. Unless otherwise indicated on the plans, all areas covered by vegetation and debris including trees, grass, shrubs, brush, or other plant material shall be scalped and disposed of offsite in accordance with INDOT Standard Specification 201.04 and as recommended in the geotechnical report dated October 11, 2022 by Intertek PSI.
3. All building structures and appurtenances shall be demolished and disposed of including the welcome center building, storage building, picnic shelters, sewer treatment plant, and other related structures.
4. All concrete pavement and structures shall be removed and disposed of offsite including roads, sidewalks, curbs, drainage structures, vaults, dump station, dumpster pad, and any other concrete items.
5. Unless indicated on the plans to remain, all underground drainage pipes, water lines, sanitary sewers, and other utility lines and conduits that interfere with new construction shall be removed and disposed of.
6. All signs within existing rest area to be removed unless otherwise noted on signing plans.
7. All light poles within the existing rest area are to be removed.
8. Tree removals shall be done between November 1, 2023 and March 31, 2024.
9. Concrete pavement breaking shall be performed by resonant rubblizing methodology.



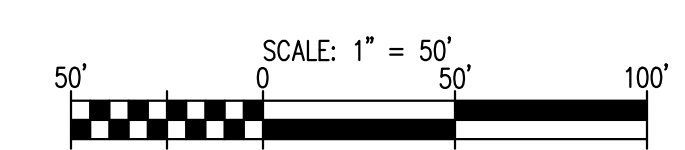
**LEGEND**

-  PAVEMENT REMOVAL
-  SIDEWALK REMOVAL
-  BUILDING REMOVAL
-  TREE REMOVAL
-  SHRUB & GRASS REMOVAL
-  WATER PLANT REMOVAL
-  UTILITY REMOVAL
-  EXISTING CONTOUR
-  SOIL BORING  
SEE GEOTECHNICAL ENGINEERING STUDY FOR FURTHER EXPLANATION.

SEC. 34 T12N, R10W  
SUGAR CREEK TOWNSHIP  
VIGO COUNTY



MATCHLINE SEE SHEET D101



PUBLIC WORKS PROJECT NO. 84003001-22-058-C1  
CLEAR CREEK WELCOME CENTER  
VIGO COUNTY, INDIANA



Revisions: 03/15/2023  
Added Notes

Project Number:	84003001-22-058-C1
Requisition Number:	
Account Number:	
Designer:	DEH
Drawing Date:	02/23/2023
Drafter:	PA
Drawing Scale:	1"=50'
DAPW Approval:	
Client Approval:	

Reference Number: 1364  
Building Reference:  
Drawing Number: D100  
Sheet: 4 of 155

Begin Guardrail for 6' shoulder at match point on taper

78+00 80+00 85+00

9+14 10+00 EB I-70 LINE PR-CC1 15+00

Existing Guardrail

MATCHLINE SEE SHEET BELOW

**LEGEND**

- |                                  |  |  |
|----------------------------------|--|--|
| (A) 12 Inch, QC/QA PCCP          | (10) MGS, Guardrail                    | (#) Concrete Curb Ramp                     |
| (F) Sidewalk, Concrete, 4"       | (13) Integral Concrete Curb (Vertical) | (29) Concrete Barrier W/ Catch Fence       |
| (F1) Utility Sidewalk, Concrete  | (14) Concrete Curb, Modified           | (30) Gravel Walking Path                   |
| (P) 4 Inch, PCCP                 | (15) Concrete Curb, Turnout            | (31) Cell Tower                            |
| (R) Mill And Resurface           | (16) Concrete Curb, Notched            | (32) 8" PCCP on 4" Comp. Agg. Base #53     |
| (S) Joints in PCCP, Saw and Seal | (17) Rolled Curb                       | (33) Impact Attenuator (Quadguard II, 24") |
| T.C. = Top of Curb               | (26) Sodding                           | (34) Wheel Stop                            |
| F.P. = Finished Pavement         | (27) Chain Link Fence                  | (35) C.L. Gate                             |
|                                  | (28) Concrete Barrier, 45"             | (36) 15' x 8' Water Vault                  |

**Notes:**

1. See Cell Tower details on Sht. C126
2. See Catch Fence details on Sht. C129

SEC. 34 T12N, R01W  
SUGAR CREEK TOWNSHIP  
VIGO COUNTY  
STATE OF INDIANA

MATCHLINE SEE ABOVE

MATCHLINE SEE SHEET C100

Electrical Easement

Electrical Easement

Begin Guardrail Transition,  
Sta. 18+74, 7.5' Rt.,  
Line PR-CC1

10:1 Shldr. Taper

P.T. 22+19.72  
PR-CC1

Construction Limits

P.C. 0+00, PR-CC3  
= 24+23.62, PR-CC1

P.C. 24+70.96  
PR-CC1

11.65'

App. Exist. R/W

App. Exist. R/W

W. 21st Street Road/Cook Road

App. L

App. Exist. R/W

P.T. 27+06.33  
PR-CC1

P.T. 2+90.91  
PR-CC3

Begin Curb  
Sta. 27+62.96  
Line PR-CC1

MICHELLE K. WAGLE

End Curb  
Begin Attenuator  
Sta. 3+70.08,  
Line PR-CC3

MARK & JAMIE  
EVERSOLE

P.C. 29+43.94  
PR-CC1

Begin Conc. Barrier  
W/ Catch Fence  
Sta. 3+80.00, Line PR-CC3

JONATHANE &  
VICTORIA DAWN  
WAGNER

Begin Guardrail  
Sta. 58+32.68  
Line PR-CC1


P.T. 30+96.30, PR-CC1

SCALE: 1" = 50'  
50' 25' 50' 100'

DAVID A. I. &  
SALLY DEBNEY



Certified by: David Hedlund



PUBLIC WORKS PROJECT NO. 84003001-22-058-C1  
CLEAR CREEK WELCOME CENTER  
VIGO COUNTY, INDIANA



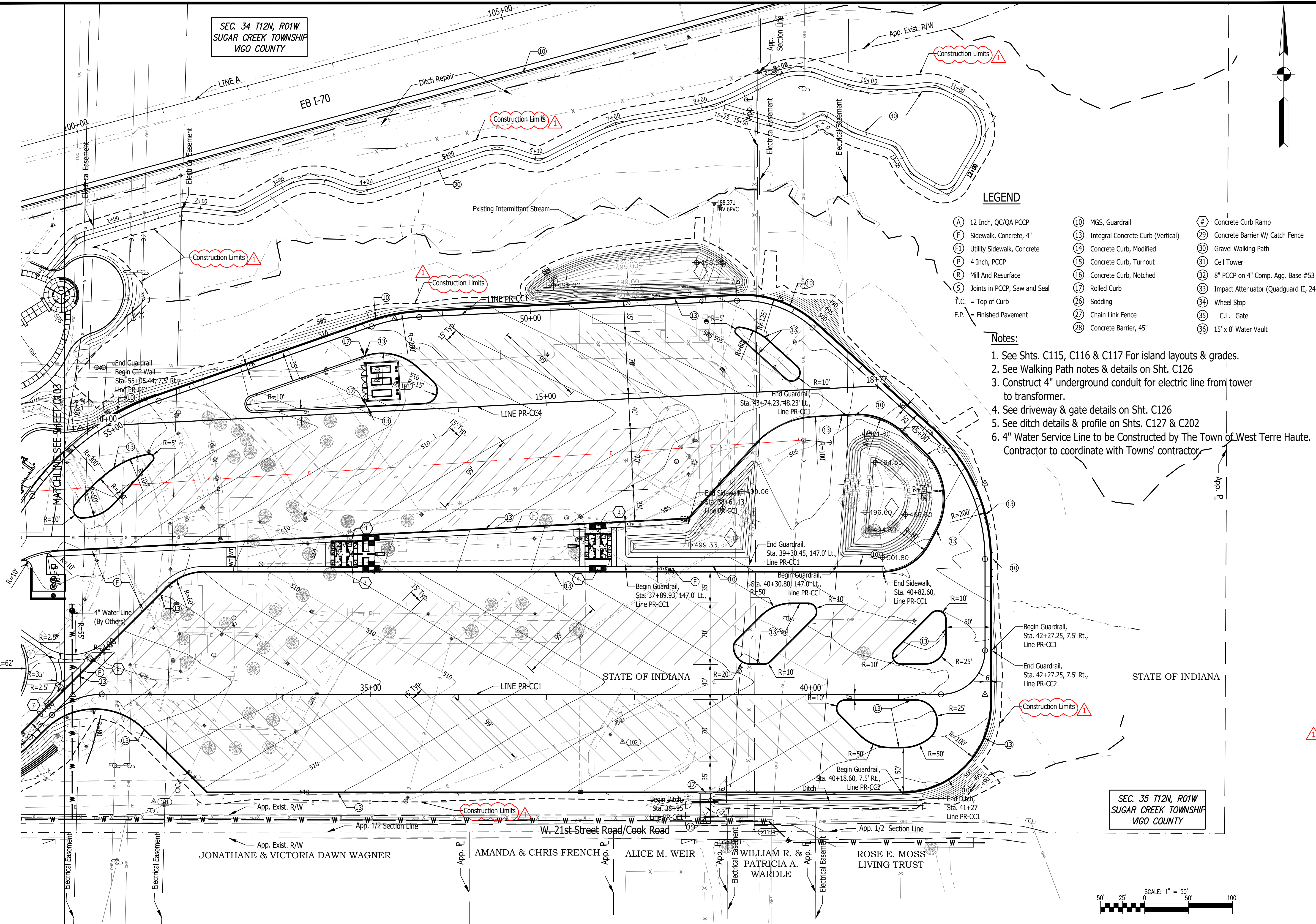
Revisions: 03/15/2023  
Revised Callouts

Project Number:	84003001-22-058-C1
Requestion Number:	
Account Number:	
Designer:	DEH
Drawing Date:	02/23/2023
Drafter:	MDR
Drawing Scale:	1"=50'
DAPW Approval:	
Client Approval:	
Reference Number:	1364
Building Reference:	
Drawing Number:	C104
Sheet:	10 of 155

Last Saved By: mreed Printed: 3/15/23 P:\1364 - Clear Creek Welcome Center (VIGCS) SITE SHEETS\EB WELCOME CENTER\1364-EB-C104 SITE PLAN.dwg Mar 15, 2023 - 4:06:57 pm

SEC. 34 T12N, R01W  
SUGAR CREEK TOWNSHIP  
VIGO COUNTY

SEC. 35 T12N, R01W  
SUGAR CREEK TOWNSHIP  
VIGO COUNTY





**LEGEND**

- |                                  |  |  |
|----------------------------------|--|--|
| (A) 12 Inch, QC/QA PCCP          | (10) MGS, Guardrail                    | (#) Concrete Curb Ramp                     |
| (F) Sidewalk, Concrete, 4"       | (13) Integral Concrete Curb (Vertical) | (29) Concrete Barrier W/ Catch Fence       |
| (FI) Utility Sidewalk, Concrete  | (14) Concrete Curb, Modified           | (30) Gravel Walking Path                   |
| (P) 4 Inch, PCCP                 | (15) Concrete Curb, Turnout            | (31) Cell Tower                            |
| (R) Mill And Resurface           | (16) Concrete Curb, Notched            | (32) 8" PCCP on 4" Comp. Agg. Base #53     |
| (S) Joints in PCCP, Saw and Seal | (17) Rolled Curb                       | (33) Impact Attenuator (Quadguard II, 24") |
| T.C. = Top of Curb               | (18) Sodding                           | (34) Wheel Stop                            |
| F.P. = Finished Pavement         | (27) Chain Link Fence                  | (35) C.L. Gate                             |
|                                  | (28) Concrete Barrier, 45"             | (36) 15' x 8' Water Vault                  |

**Notes:**

1. See Shts. C115, C116 & C117 For island layouts & grades.
2. See Walking Path notes & details on Sht. C126
3. Construct 4" underground conduit for electric line from tower to transformer.
4. See driveway & gate details on Sht. C126
5. See ditch details & profile on Shts. C127 & C202
6. 4" Water Service Line to be Constructed by The Town of West Terre Haute. Contractor to coordinate with Towns' contractor.



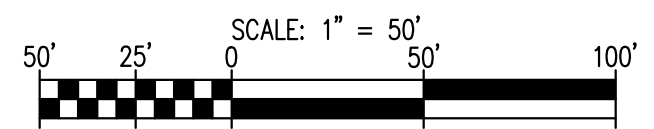
PUBLIC WORKS PROJECT NO. 84003001-22-058-C1  
CLEAR CREEK WELCOME CENTER  
VIGO COUNTY, INDIANA

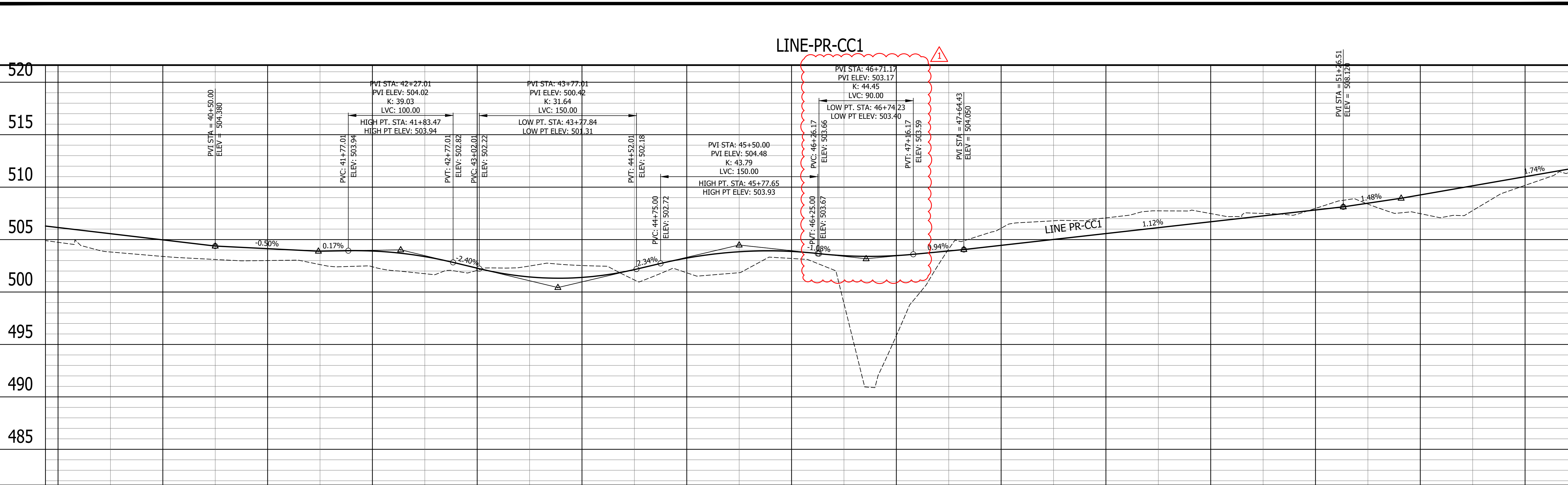
STATE OF INDIANA  
DEPARTMENT OF ADMINISTRATION  
PUBLIC WORKS DIVISION  
ROOM 400, INDIANA GOVERNMENT CENTER SOUTH  
402 WEST WASHINGTON STREET  
INDIANAPOLIS, INDIANA 46204  
317-232-3000

Revisions: 03/15/2023  
Added Construction Limits

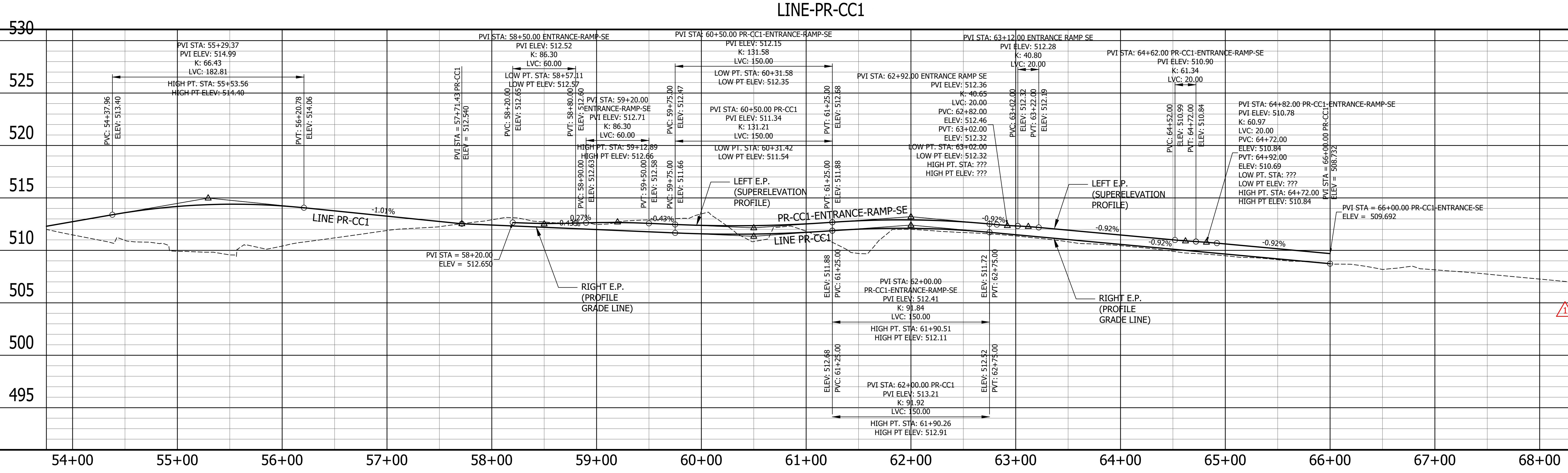
Project Number:	84003001-22-058-C1
Requestion Number:	
Account Number:	
Designer:	DEH
Drawing Date:	02/23/2023
Drafter:	MDR
Drawing Scale:	1"=50'
DAPW Approval:	
Client Approval:	
Reference Number:	1364
Building Reference:	
Drawing Number:	C105
Sheet:	11 of 155

Last Saved By: mreed Printed: 3/15/23  
 P:\1364 - Clear Creek Welcome Center\DWG\SITE SHEETS\EB WELCOME CENTER\1364-EB-C104 SITE PLAN.dwg Mar 15, 2023 - 4:08:12 pm







39+00	40+00	41+00	42+00	43+00	44+00	45+00	46+00	47+00	48+00	49+00	50+00	51+00	52+00	53+00
504.74 504.738	503.39 503.393	503.00 503.001	502.41 502.406	502.06 502.060	502.52 502.525	501.83 501.832	503.20 503.197	495.84 495.835	506.08 506.084	507.07 507.070	507.48 507.477	507.97 507.972	507.47 507.472	510.17 510.168




54+00	55+00	56+00	57+00	58+00	59+00	60+00	61+00	62+00	63+00	64+00	65+00	66+00	67+00	68+00
511.48 511.476	509.91 509.913	510.41 510.411	511.90 511.895	512.92 512.916	512.46 512.460	513.48 513.479	511.83 511.825	512.00 512.001	511.38 511.375	510.45 510.449	509.49 509.486	508.73 508.731	508.15 508.151	507.26 507.264

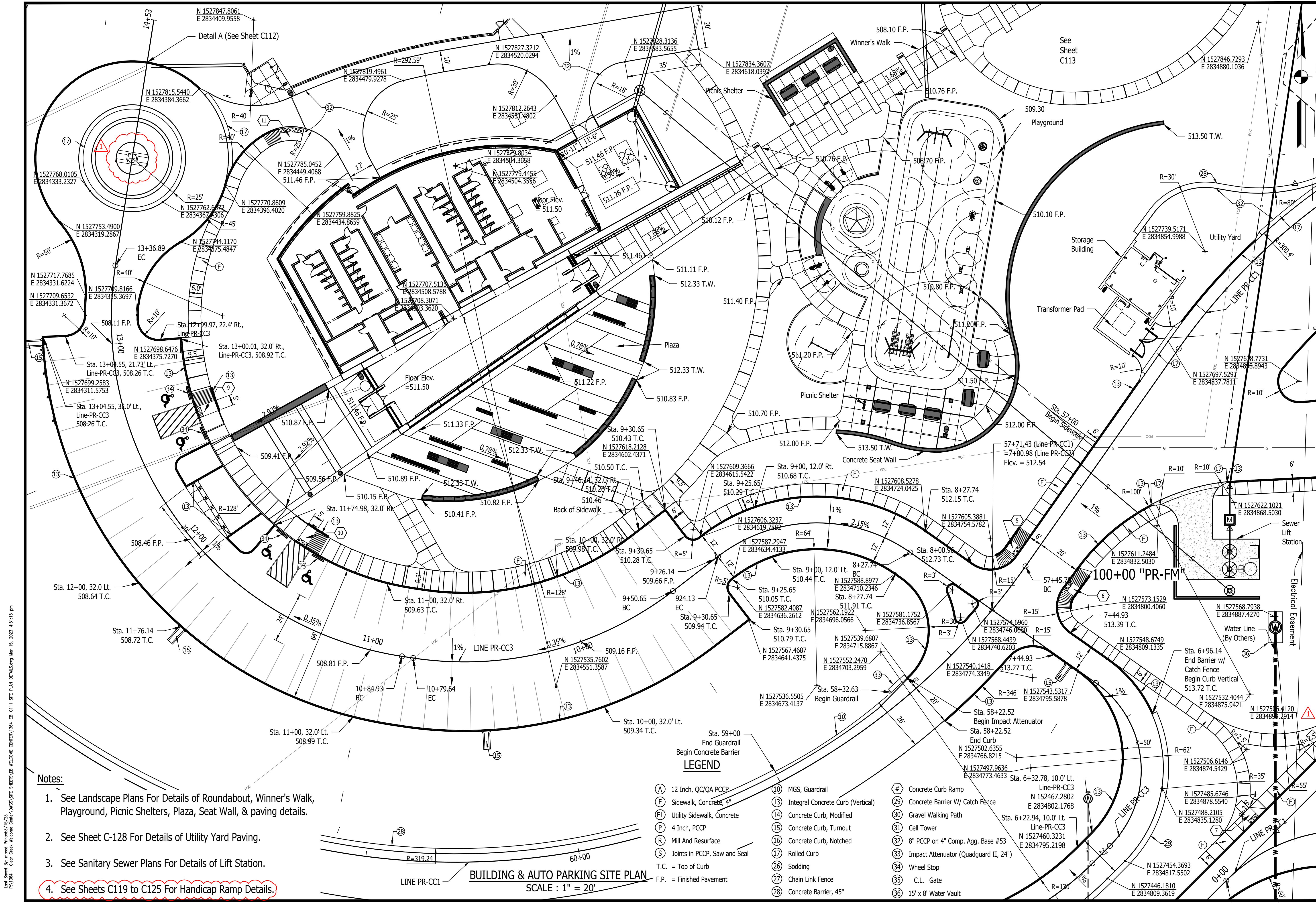
Last Saved By: mreed Printed: 7/17/23  
 P:\1304 - Clear Creek Welcome Center\DWG\MASTER\XREFS\50\_Scale\_Cut\_Sheets - (0) Aug 15, 2023 - 4:49:31 pm



PUBLIC WORKS PROJECT NO. 84003001-22-058-C1  
 CLEAR CREEK WELCOME CENTER  
 VIGO COUNTY, INDIANA



Revised: 03/15/2023 Added Vertical Curve
Project Number: 84003001-22-058-C1
Requestion Number:
Account Number:
Designer: DEH Drawing Date: 02/23/2023
Drafter: MDR Drawing Scale: 1"=50'
DAPW Approval:
Client Approval:
Reference Number: 1364
Building Reference:
Drawing Number: C108
Sheet: 14 of 155





Lant. Saved By: mreed Printfiled/15/23 P:\1384 - Clear Creek Welcome Center\DWG\SITE SHEETS\EB-C111 SITE PLAN DETAILS.dwg Mar 15, 2023 - 4:51:15 pm

- Notes:**
- See Landscape Plans For Details of Roundabout, Winner's Walk, Playground, Picnic Shelters, Plaza, Seat Wall, & paving details.
  - See Sheet C-128 For Details of Utility Yard Paving.
  - See Sanitary Sewer Plans For Details of Lift Station.
  - See Sheets C119 to C125 For Handicap Ramp Details.


**LEGEND**

(A) 12 Inch, QC/QA PCCP	(10) MGS, Guardrail	(#) Concrete Curb Ramp
(F) Sidewalk, Concrete, 4"	(13) Integral Concrete Curb (Vertical)	(9) Concrete Barrier W/ Catch Fence
(E) Utility Sidewalk, Concrete	(14) Concrete Curb, Modified	(30) Gravel Walking Path
(P) 4 Inch, PCCP	(15) Concrete Curb, Turnout	(31) Cell Tower
(R) Mill And Resurface	(16) Concrete Curb, Notched	(32) 8" PCCP on 4" Comp. Agg. Base #53
(S) Joints in PCCP, Saw and Seal	(17) Rolled Curb	(33) Impact Attenuator (Quadguard II, 24")
T.C. = Top of Curb	(26) Sodding	(34) Wheel Stop
F.P. = Finished Pavement	(27) Chain Link Fence	(35) C.L. Gate
	(28) Concrete Barrier, 45"	(36) 15' x 8' Water Vault

**BUILDING & AUTO PARKING SITE PLAN**  
SCALE: 1" = 20'



PUBLIC WORKS PROJECT NO. 84003001-22-058-C1  
CLEAR CREEK WELCOME CENTER  
VIGO COUNTY, INDIANA



Revisions: 03/15/2023  
Revised Pylon & added note

Project Number: 84003001-22-058-C1  
Requisition Number:

Account Number:

Designer: DEH Drawing Date: 02/23/2023  
Drawer: MDR Drawing Scale: 1"=20'  
DAPW Approval:

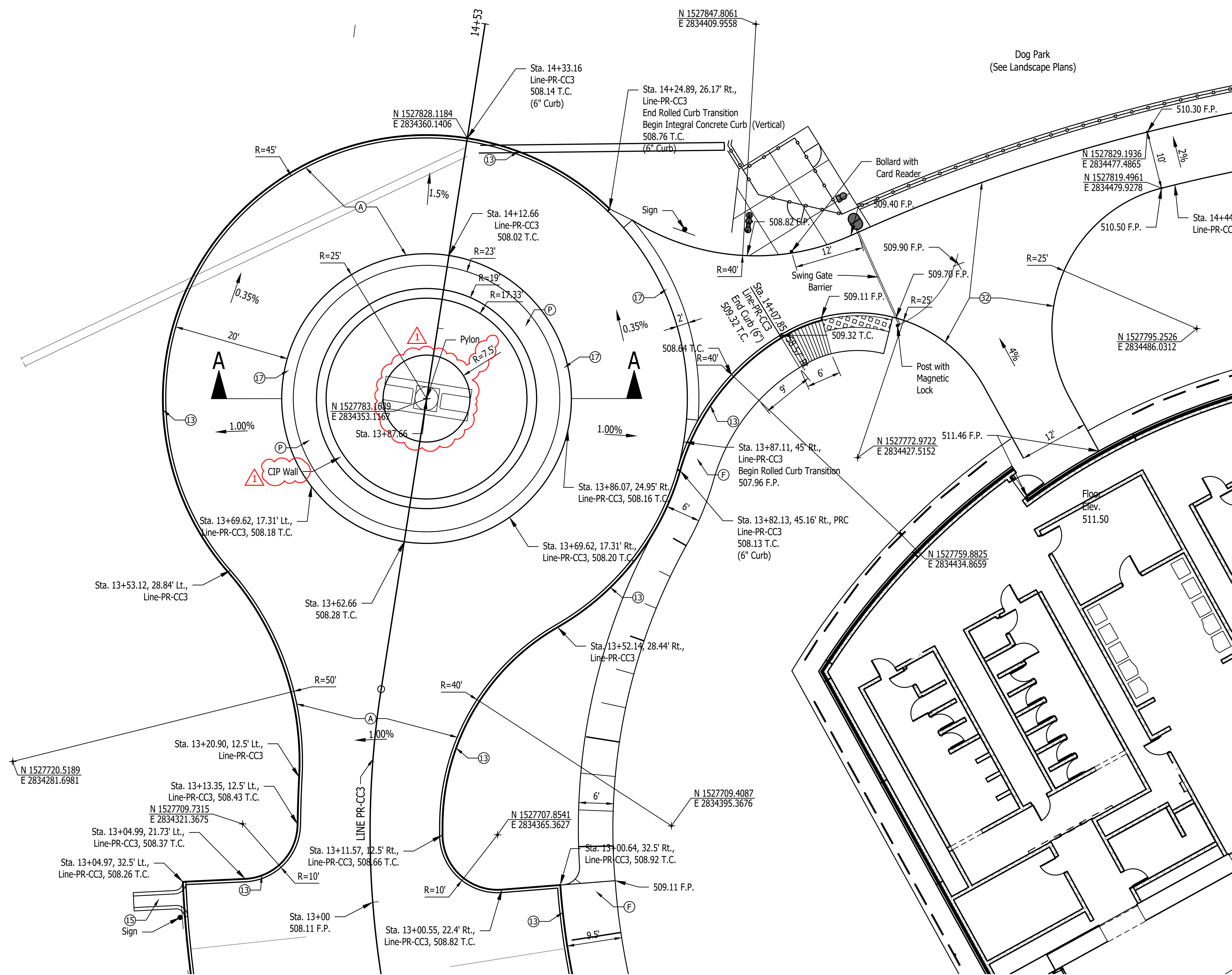
Client Approval:

Reference Number: 1364

Building Reference:

Drawing Number: C111  
Sheet: 17 of 115

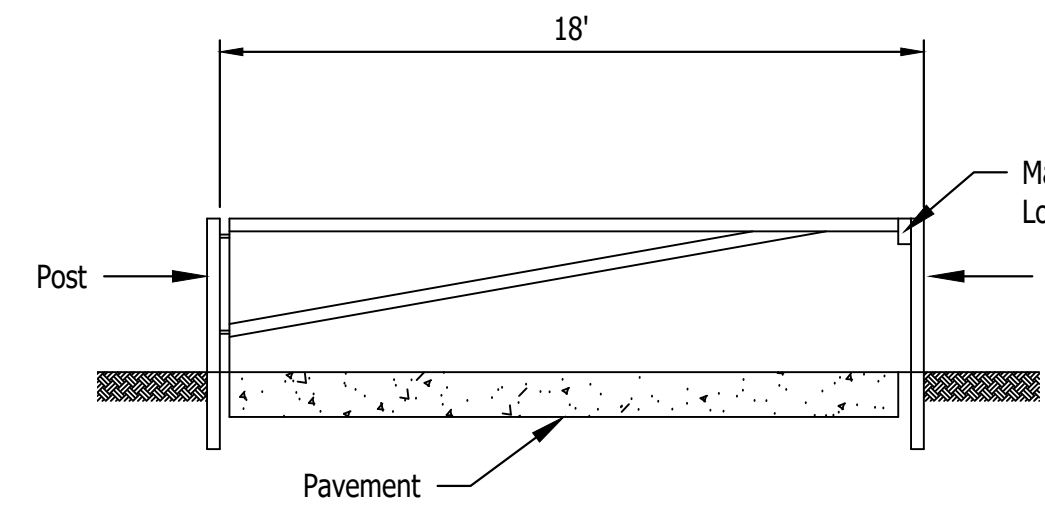
List Saved By: mreed Printdate: 3/15/23  
 P:\1364 - Clear Creek Welcome Center (MWS) SITE SHEETS\EB WELCOME CENTER\1364-EB-011 SITE PLAN DETAILS.dwg Mar 15, 2023 - 4:51:46 pm



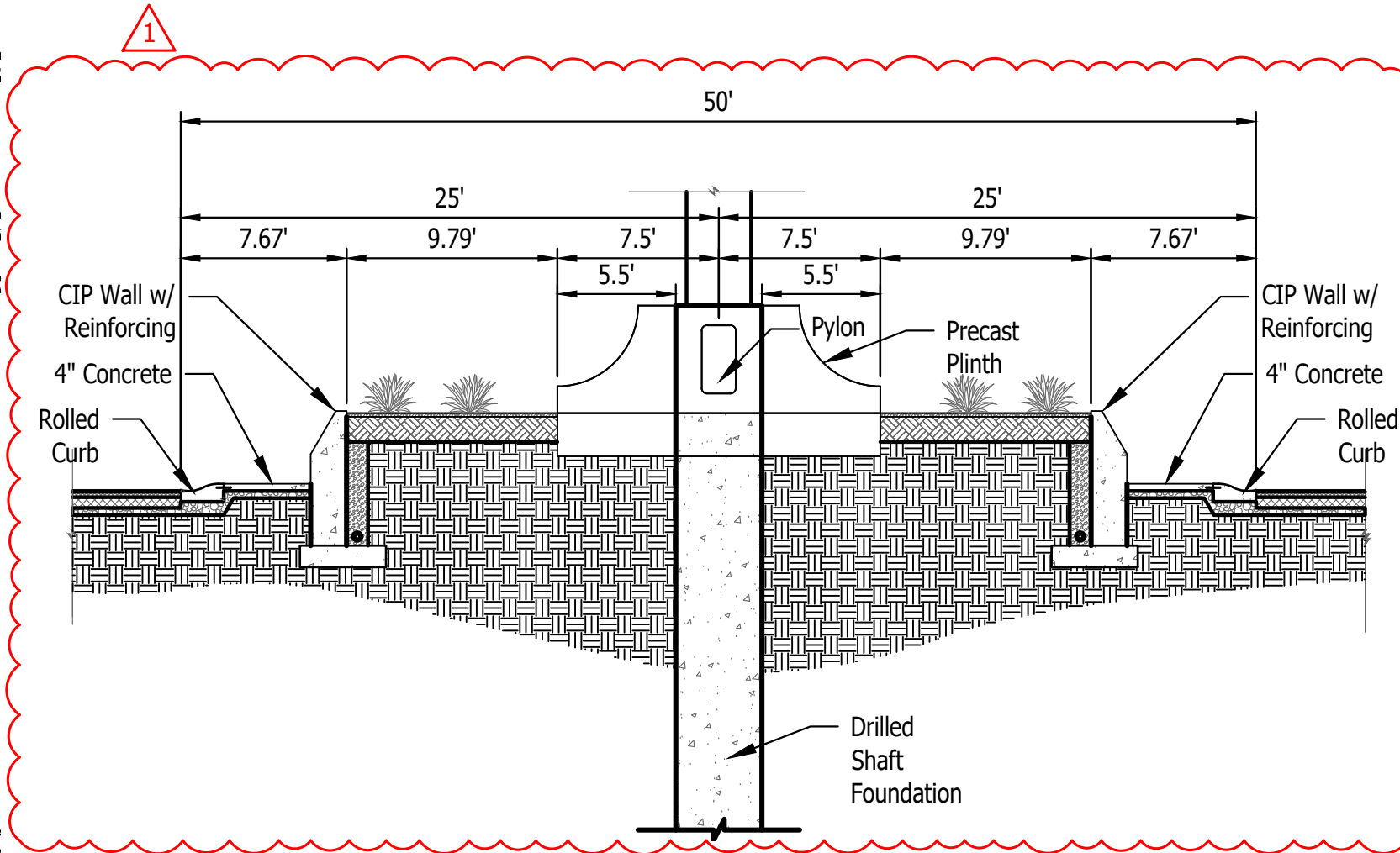
**DETAIL A**  
SCALE : 1" = 10'

**Notes:**

- 1. See Landscape Plans For Additional Details of Planter in Roundabout
- 2. See Details on Sheet C103 For Transition From Vertical Curb to Rolled Curb.
- 3. Swing Gate to be equipped with magnetic lock on post. A card reader & bollard to be provided by Presicio for unlocking the gate.
- 4. See Sheet C132 For Pylon & CIP Wall Details





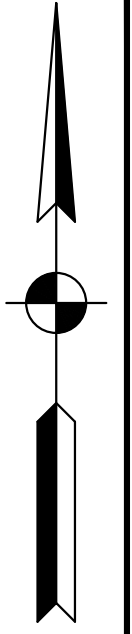
**SWING BARRIER GATE**  
SCALE : None



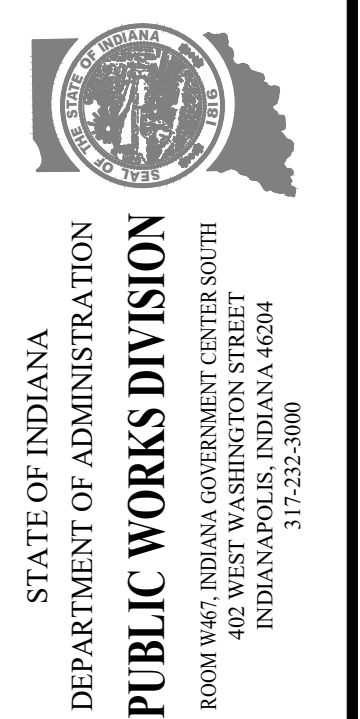
**SECTION A-A**  
**ROUNDBOUT ISLAND**  
SCALE : None

**LEGEND**

- |                                  |  |  |
|----------------------------------|--|--|
| (A) 12 Inch, QC/QA PCCP          | (10) MGS, Guardrail                    | (#) Concrete Curb Ramp                     |
| (F) Sidewalk, Concrete, 4"       | (13) Integral Concrete Curb (Vertical) | (29) Concrete Barrier W/ Catch Fence       |
| (F1) Utility Sidewalk, Concrete  | (14) Concrete Curb, Modified           | (30) Gravel Walking Path                   |
| (P) 4 Inch, PCCP                 | (15) Concrete Curb, Turnout            | (31) Cell Tower                            |
| (R) Mill And Resurface           | (16) Concrete Curb, Notched            | (32) 8" PCCP on 4" Comp. Agg. Base #53     |
| (S) Joints in PCCP, Saw and Seal | (17) Rolled Curb                       | (33) Impact Attenuator (Quadguard II, 24") |
| T.C. = Top of Curb               | (26) Sodding                           | (34) Wheel Stop                            |
| F.P. = Finished Pavement         | (27) Chain Link Fence                  | (35) C.L. Gate                             |
|                                  | (28) Concrete Barrier, 45"             | (36) 15' x 8' Water Vault                  |



PUBLIC WORKS PROJECT NO. 84003001-22-058-C1  
 CLEAR CREEK WELCOME CENTER  
 VIGO COUNTY, INDIANA



Revised Section A-A & Notes

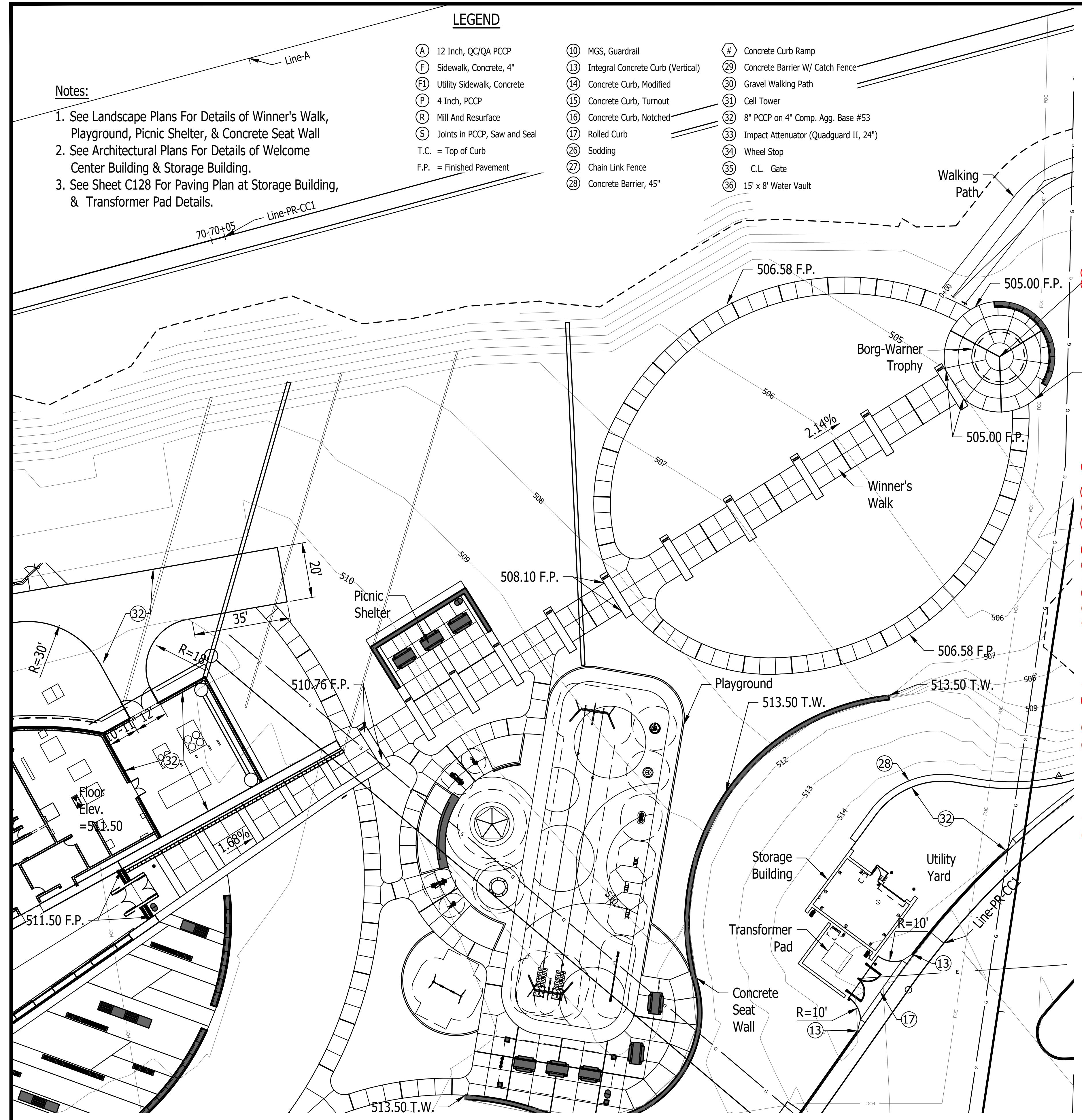
Project Number:	84003001-22-058-C1
Requisition Number:	
Account Number:	
Designer:	DEH
Drawing Date:	02/23/2023
Drafter:	MDR
Drawing Scale:	AS SHOWN
DAPW Approval:	
Client Approval:	
Reference Number:	1364
Building Reference:	
Drawing Number:	C112
Sheet:	18 of 155

Last Saved By: mreed Printed: 3/15/23  
 P:\1364 - Clear Creek Welcome Center\WORKS\SITE SHEETS\WB WELCOME CENTER\1364-EB-011 SITE PLAN DETAILS.dwg Mar 15, 2023-4:52:24 pm

**LEGEND**

(A) 12 Inch, QC/QA PCCP	(10) MGS, Guardrail	(#) Concrete Curb Ramp
(F) Sidewalk, Concrete, 4"	(13) Integral Concrete Curb (Vertical)	(29) Concrete Barrier W/ Catch Fence
(Fl) Utility Sidewalk, Concrete	(14) Concrete Curb, Modified	(30) Gravel Walking Path
(P) 4 Inch, PCCP	(15) Concrete Curb, Turnout	(31) Cell Tower
(R) Mill And Resurface	(16) Concrete Curb, Notched	(32) 8" PCCP on 4" Comp. Agg. Base #53
(S) Joints in PCCP, Saw and Seal	(17) Rolled Curb	(33) Impact Attenuator (Quadguard II, 24")
T.C. = Top of Curb	(26) Sodding	(34) Wheel Stop
F.P. = Finished Pavement	(27) Chain Link Fence	(35) C.L. Gate
	(28) Concrete Barrier, 45"	(36) 15' x 8' Water Vault

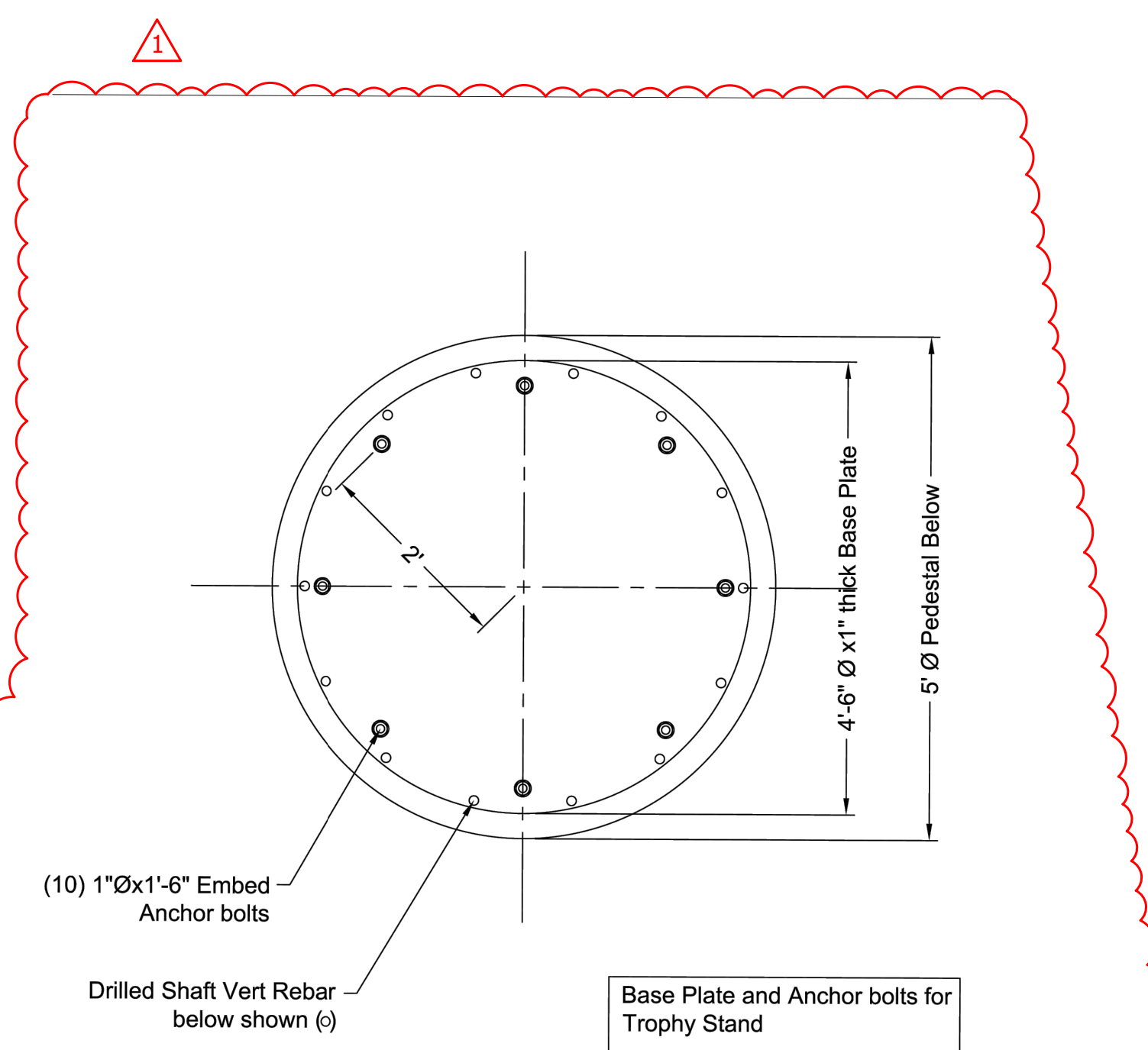
- Notes:**
- See Landscape Plans For Details of Winner's Walk, Playground, Picnic Shelter, & Concrete Seat Wall
  - See Architectural Plans For Details of Welcome Center Building & Storage Building.
  - See Sheet C128 For Paving Plan at Storage Building, & Transformer Pad Details.



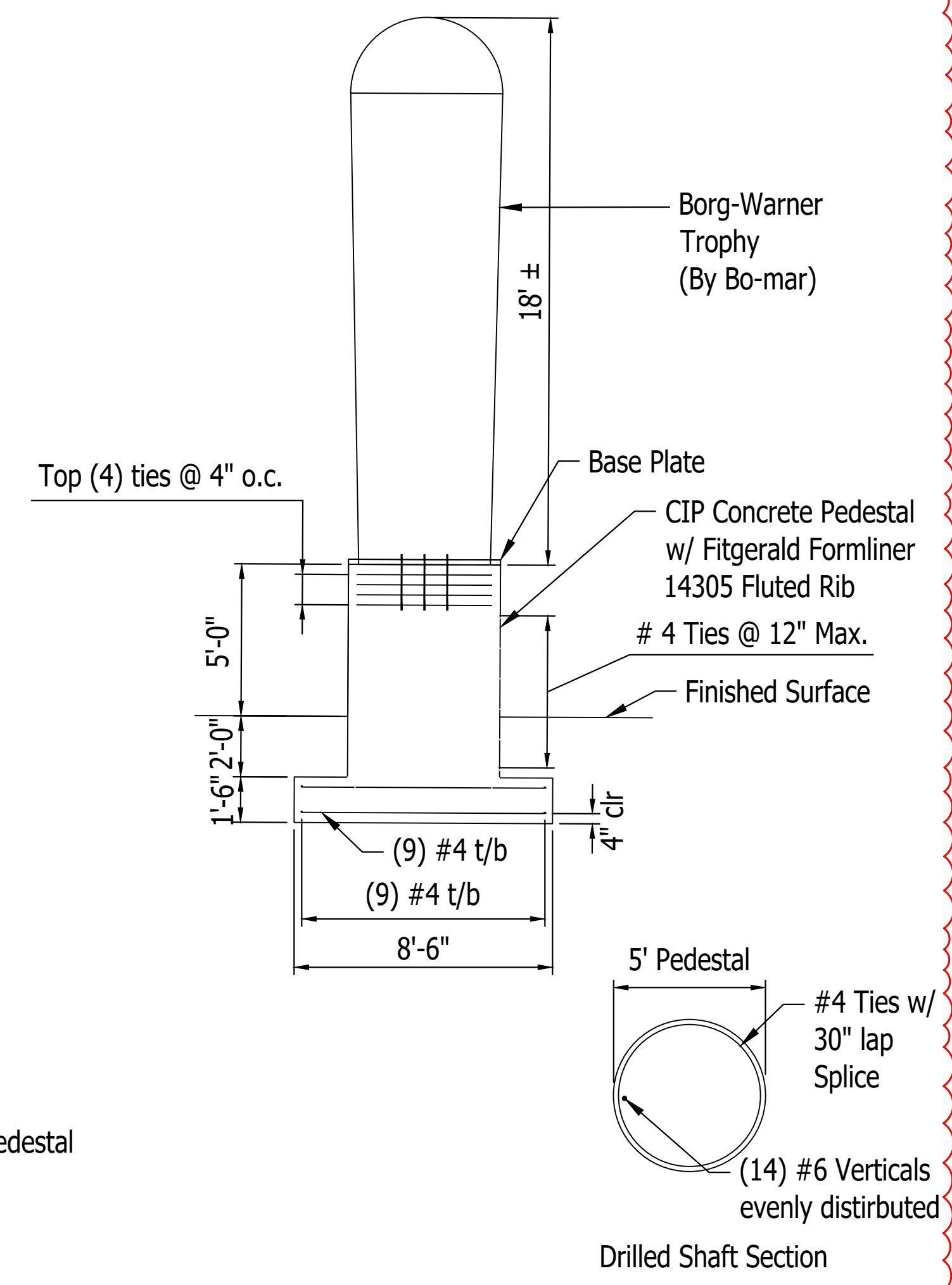
**WINNER'S WALK**  
SCALE : 1" = 20'




**BORG WARNER TROPHY**  
SCALE : NONE



**BASE PLATE DETAIL**  
SCALE : NONE



**FOUNDATION & PEDESTAL DETAIL**  
SCALE : NONE



PUBLIC WORKS PROJECT NO. 84003001-22-058-C1  
 CLEAR CREEK WELCOME CENTER  
 VIGO COUNTY, INDIANA

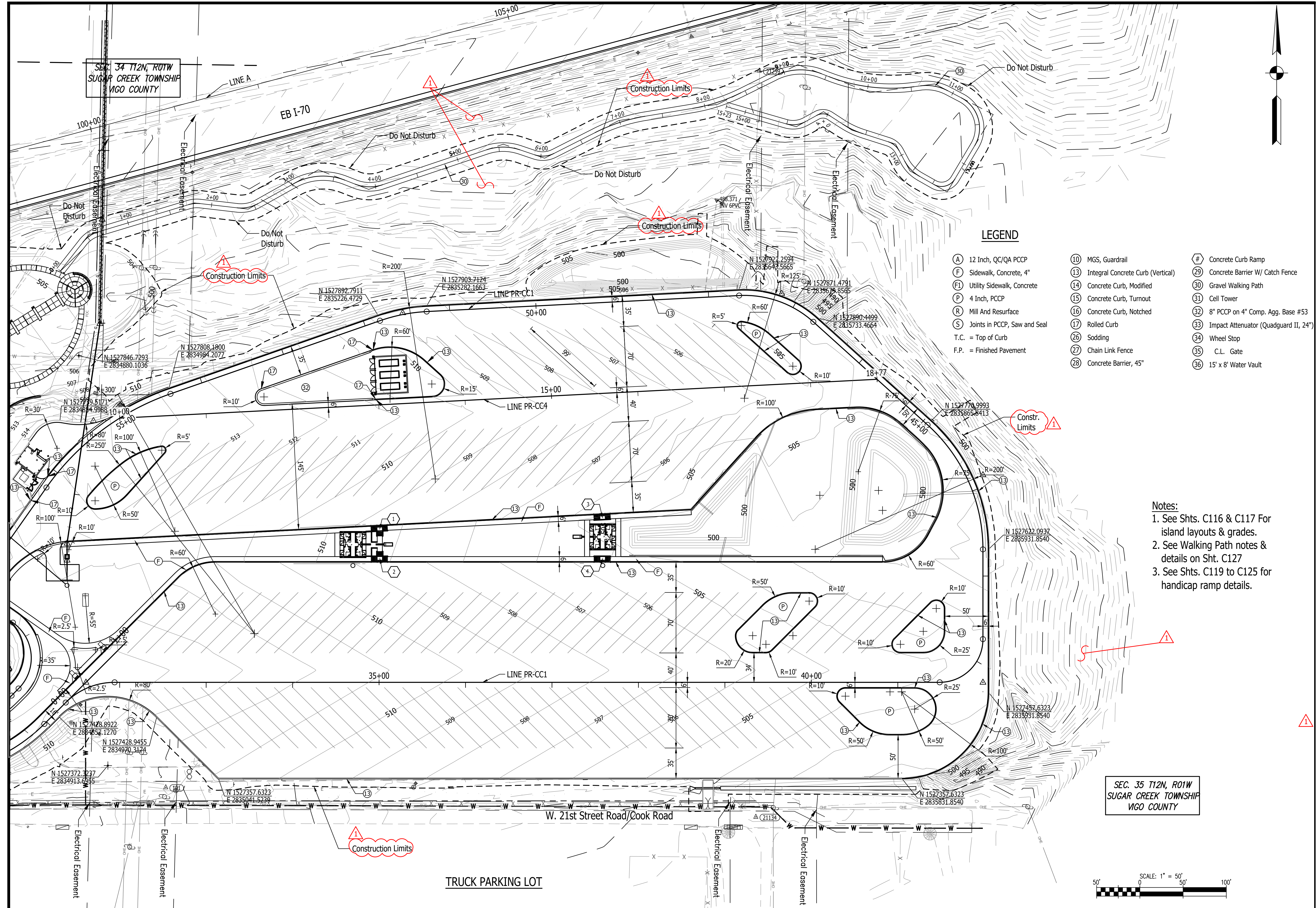
STATE OF INDIANA  
 DEPARTMENT OF ADMINISTRATION  
**PUBLIC WORKS DIVISION**  
 ROOM 404, INDIANA GOVERNMENT CENTER SOUTH  
 402 WEST WASHINGTON STREET  
 INDIANAPOLIS, INDIANA 46204  
 317-232-3000

Revisions: 03/15/2023  
 Added Contours & Trophy Details

Project Number:	84003001-22-058-C1
Requestion Number:	
Account Number:	
Designer:	DEH
Drawing Date:	02/23/2023
Drafter:	MDR
Drawing Scale:	1"=20'
DAPW Approval:	
Client Approval:	
Reference Number:	1364
Building Reference:	
Drawing Number:	C113
Sheet:	19 of 155



Last Saved By: mreed Printed: 3/15/23  
 P:\1364 - Clear Creek Welcome Center\DWG\1364-EB-C111 SITE PLAN DETAILS.dwg Mar 15, 2023 - 4:52:46 pm


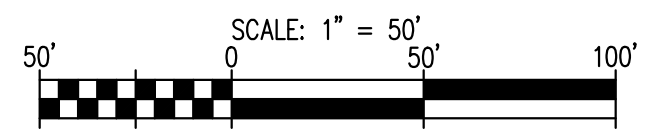


**LEGEND**

- |                                  |  |  |
|----------------------------------|--|--|
| (A) 12 Inch, QC/QA PCCP          | (10) MGS, Guardrail                    | (#) Concrete Curb Ramp                     |
| (F) Sidewalk, Concrete, 4"       | (13) Integral Concrete Curb (Vertical) | (29) Concrete Barrier W/ Catch Fence       |
| (F1) Utility Sidewalk, Concrete  | (14) Concrete Curb, Modified           | (30) Gravel Walking Path                   |
| (P) 4 Inch, PCCP                 | (15) Concrete Curb, Turnout            | (31) Cell Tower                            |
| (R) Mill And Resurface           | (16) Concrete Curb, Notched            | (32) 8" PCCP on 4" Comp. Agg. Base #53     |
| (S) Joints in PCCP, Saw and Seal | (17) Rolled Curb                       | (33) Impact Attenuator (Quadguard II, 24") |
| T.C. = Top of Curb               | (26) Sodding                           | (34) Wheel Stop                            |
| F.P. = Finished Pavement         | (27) Chain Link Fence                  | (35) C.L. Gate                             |
|                                  | (28) Concrete Barrier, 45"             | (36) 15' x 8' Water Vault                  |

**Notes:**

1. See Shts. C116 & C117 For island layouts & grades.
2. See Walking Path notes & details on Sht. C127
3. See Shts. C119 to C125 for handicap ramp details.

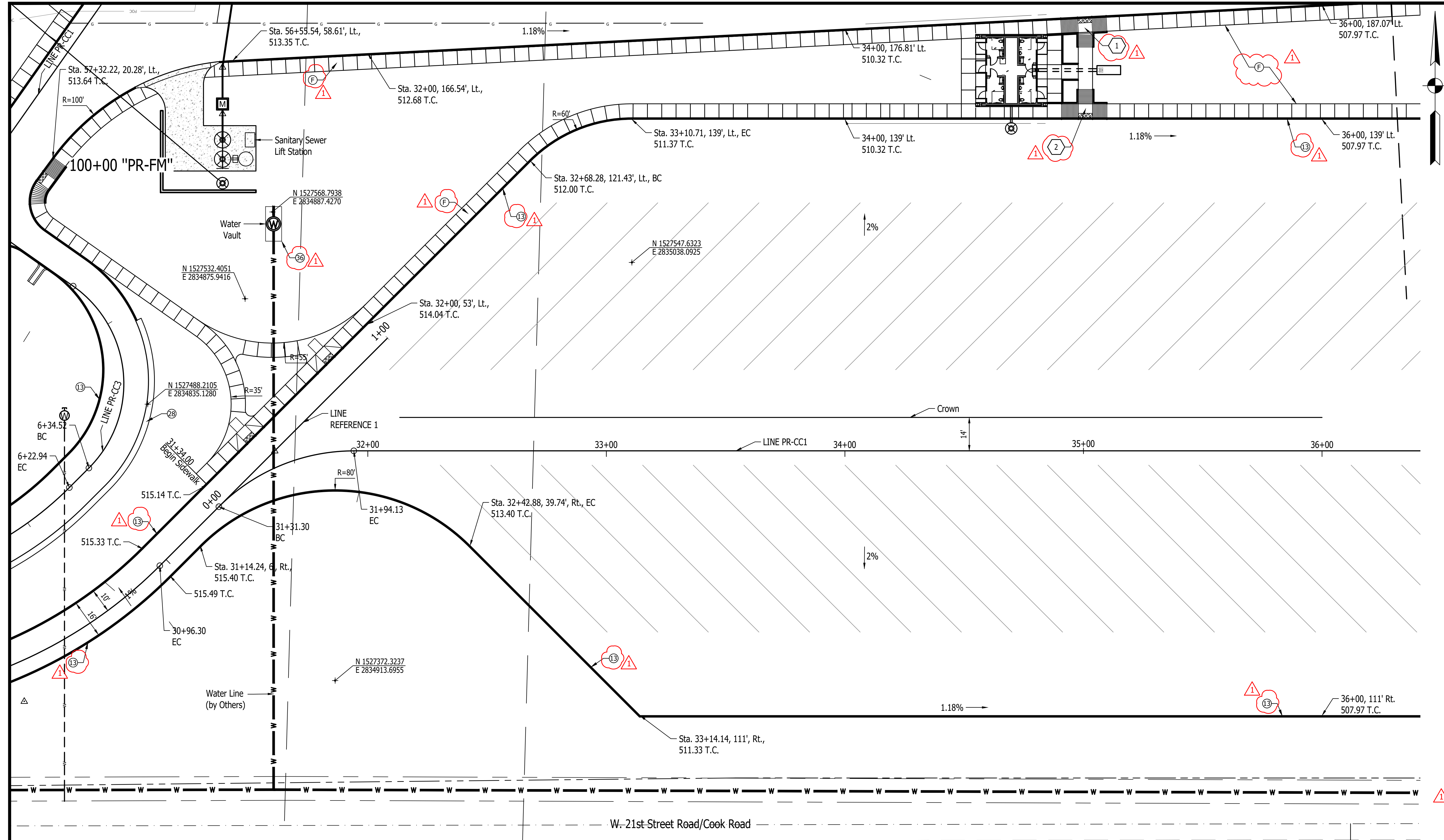


PUBLIC WORKS PROJECT NO. 84003001-22-058-C1  
 CLEAR CREEK WELCOME CENTER  
 VIGO COUNTY, INDIANA



Revisions: 03/15/2023 Added Existing Contours & Construction Limits
Project Number: 84003001-22-058-C1
Requestion Number:
Account Number:
Designer: DEH Drawing Date: 02/23/2023
Drafter: MDR Drawing Scale: 1"=50'
DAPW Approval:
Client Approval:
Reference Number: 1364
Building Reference:
Drawing Number: C114
Sheet: 20 of 155

Last Saved By: mreed Printed: 3/15/23  
 P:\1364 - Clear Creek Welcome Center\WORKS\SITE SHEETS\WB WELCOME CENTER\1364-EB-C11 SITE PLAN DETAILS.dwg Mar 15, 2023 - 4:50:05 pm



- Notes:**
1. See Shts. C119 to C125 For Handicap Ramp Details.
  2. See Sanitary Sewer Plans For Lift Station Details.

TRUCK LOT  
SCALE : 1" = 20'

**LEGEND**

(A) 12 Inch, QC/QA PCCP	(10) MGS, Guardrail	(#) Concrete Curb Ramp
(F) Sidewalk, Concrete, 4"	(13) Integral Concrete Curb (Vertical)	(29) Concrete Barrier W/ Catch Fence
(E) Utility Sidewalk, Concrete	(14) Concrete Curb, Modified	(30) Gravel Walking Path
(P) 4 Inch, PCCP	(15) Concrete Curb, Turnout	(31) Cell Tower
(R) Mill And Resurface	(16) Concrete Curb, Notched	(32) 8" PCCP on 4" Comp. Agg. Base #53
(S) Joints in PCCP, Saw and Seal	(17) Rolled Curb	(33) Impact Attenuator (Quadguard II, 24")
T.C. = Top of Curb	(26) Sodding	(34) Wheel Stop
F.P. = Finished Pavement	(27) Chain Link Fence	(35) C.L. Gate
	(28) Concrete Barrier, 45"	(36) 15' x 8' Water Vault

Certified by: David Hedlund

PUBLIC WORKS PROJECT NO. 84003001-22-058-C1  
 CLEAR CREEK WELCOME CENTER  
 VIGO COUNTY, INDIANA

STATE OF INDIANA  
 DEPARTMENT OF ADMINISTRATION  
**PUBLIC WORKS DIVISION**  
 ROOM 9407, INDIANA GOVERNMENT CENTER SOUTH  
 402 WEST WASHINGTON STREET  
 INDIANAPOLIS, INDIANA 46204  
 317-232-3000

Revised: 03/15/2023  
 Added Callouts

Project Number:  
**84003001-22-058-C1**

Requisition Number:  
 -

Account Number:  
 -

Designer: DEH Drawing Date: 02/23/2023  
 Drafter: MDR Drawing Scale: 1"=20'

DAPW Approval:  
 -

Client Approval:  
 -

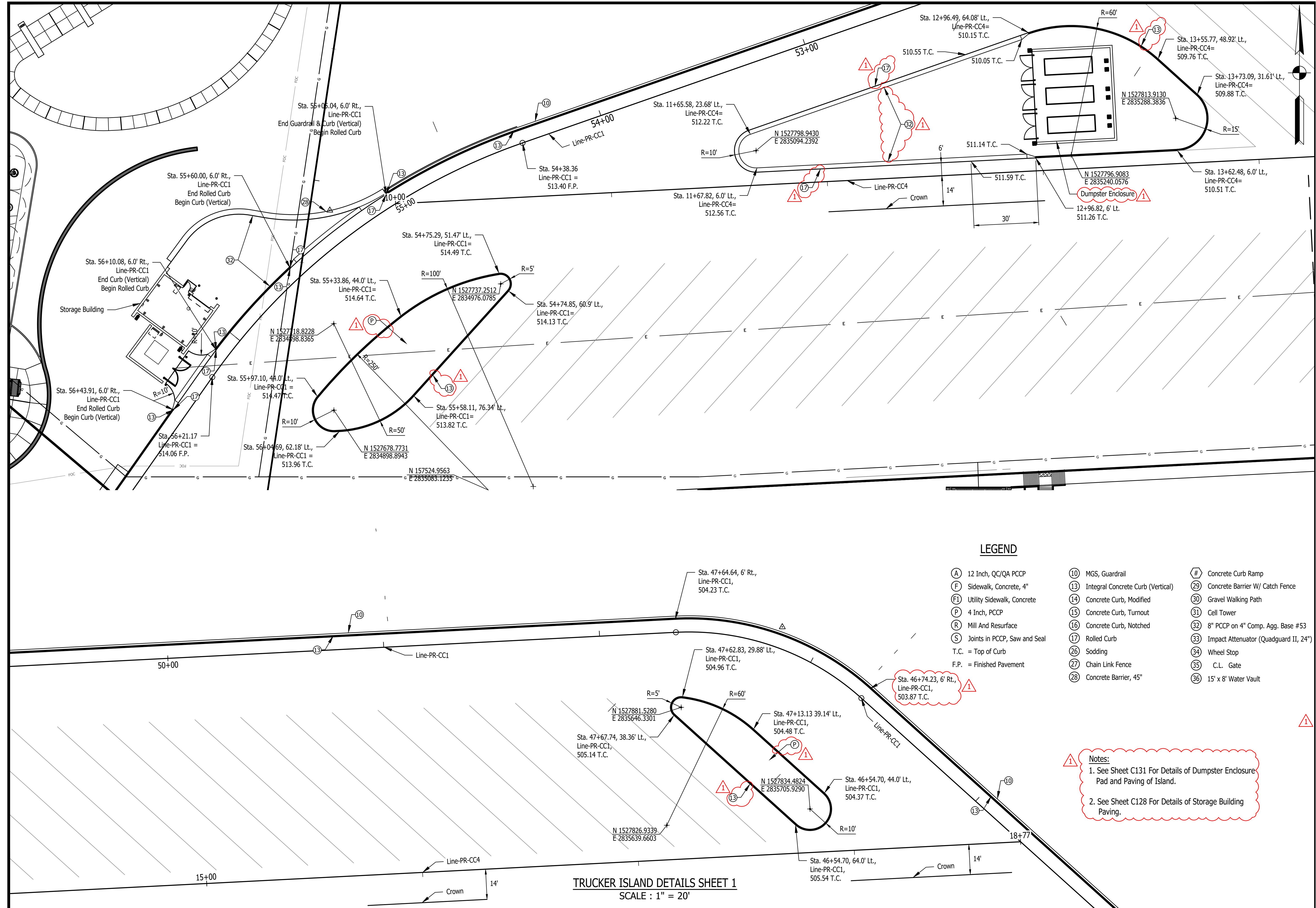
Reference Number: **1364**

Building Reference:  
 -

Drawing Number:  
**C115**

Sheet: 21 of 155

Last Saved By: mreed Printed: 3/15/23  
 P:\1364 - Clear Creek Welcome Center\WORKS\SITE SHEETS\WB WELCOME CENTER\1364-EB-011 SITE PLAN DETAILS.dwg Mar 15, 2023 - 4:53:27 pm





**LEGEND**

- |                                  |  |  |
|----------------------------------|--|--|
| (A) 12 Inch, QC/QA PCCP          | (10) MGS, Guardrail                    | (#) Concrete Curb Ramp                     |
| (F) Sidewalk, Concrete, 4"       | (13) Integral Concrete Curb (Vertical) | (29) Concrete Barrier W/ Catch Fence       |
| (F1) Utility Sidewalk, Concrete  | (14) Concrete Curb, Modified           | (30) Gravel Walking Path                   |
| (P) 4 Inch, PCCP                 | (15) Concrete Curb, Turnout            | (31) Cell Tower                            |
| (R) Mill And Resurface           | (16) Concrete Curb, Notched            | (32) 8" PCCP on 4" Comp. Agg. Base #53     |
| (S) Joints in PCCP, Saw and Seal | (17) Rolled Curb                       | (33) Impact Attenuator (Quadguard II, 24") |
| T.C. = Top of Curb               | (26) Sodding                           | (34) Wheel Stop                            |
| F.P. = Finished Pavement         | (27) Chain Link Fence                  | (35) C.L. Gate                             |
|                                  | (28) Concrete Barrier, 45"             | (36) 15' x 8' Water Vault                  |

**Notes:**

- See Sheet C131 For Details of Dumpster Enclosure Pad and Paving of Island.
- See Sheet C128 For Details of Storage Building Paving.

**TRUCKER ISLAND DETAILS SHEET 1**  
 SCALE : 1" = 20'



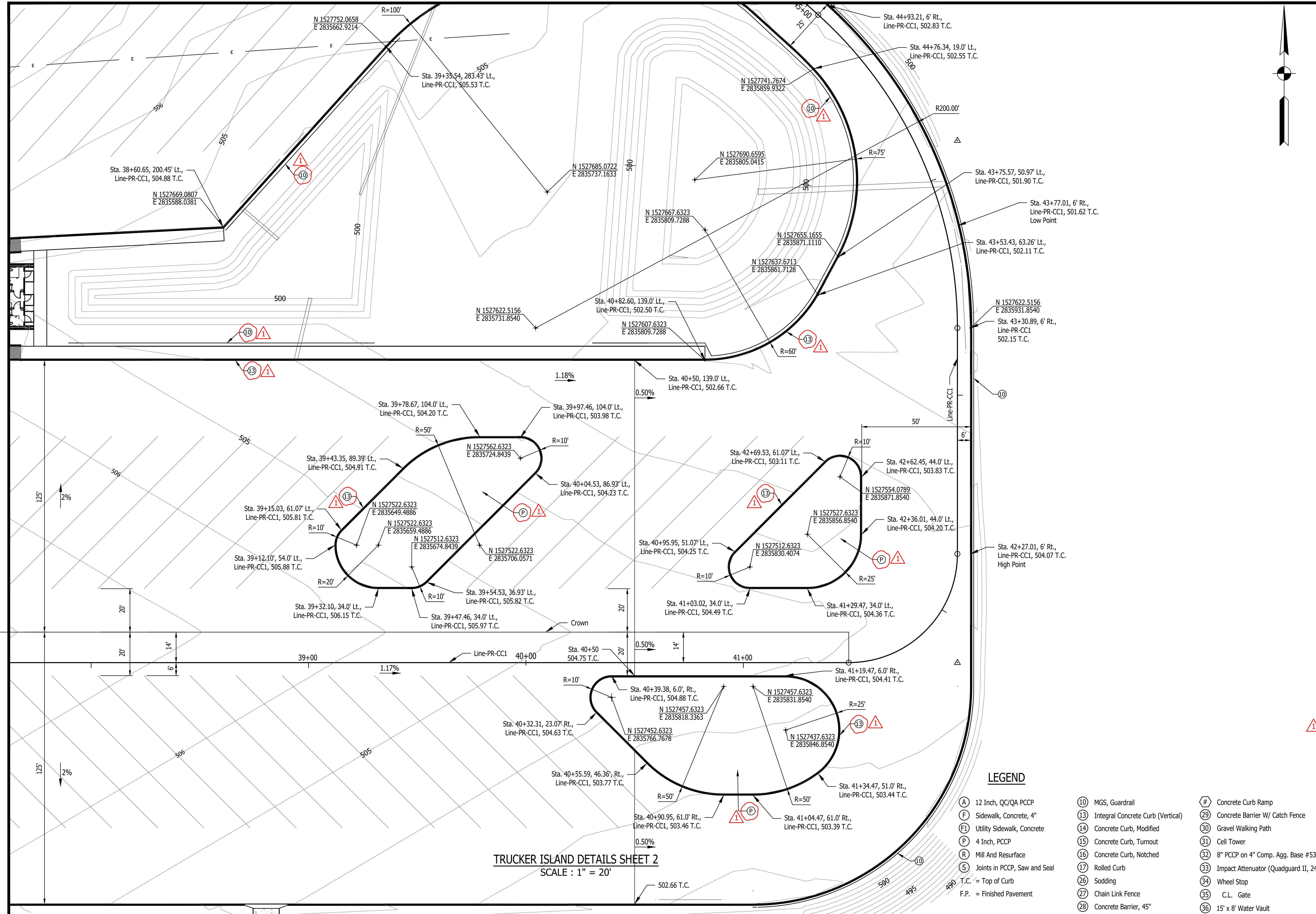
PUBLIC WORKS PROJECT NO. 84003001-22-058-C1  
 CLEAR CREEK WELCOME CENTER  
 VIGO COUNTY, INDIANA



Revisions: 03/15/2023  
 Added Callouts & Notes

Project Number:	84003001-22-058-C1
Requestion Number:	
Account Number:	
Designer:	DEH
Drawing Date:	02/23/2023
Drafter:	MDR
Drawing Scale:	1"=20'
DAPW Approval:	
Client Approval:	
Reference Number:	1364
Building Reference:	
Drawing Number:	C116
Sheet:	22 of 155

List Saved By: mreed Printdate: 3/15/23  
 P:\1364 - Clear Creek Welcome Center\WORKS\SITE SHEETS\WB WELCOME CENTER\1364-EB-C111 SITE PLAN DETAILS.dwg Mar 15, 2023 - 4:53:59 pm



**LEGEND**

- |                                  |  |  |
|----------------------------------|--|--|
| (A) 12 Inch, QC/QA PCCP          | (10) MGS, Guardrail                    | (#) Concrete Curb Ramp                     |
| (F) Sidewalk, Concrete, 4"       | (13) Integral Concrete Curb (Vertical) | (29) Concrete Barrier W/ Catch Fence       |
| (FI) Utility Sidewalk, Concrete  | (14) Concrete Curb, Modified           | (30) Gravel Walking Path                   |
| (P) 4 Inch, PCCP                 | (15) Concrete Curb, Turnout            | (31) Cell Tower                            |
| (R) Mill And Resurface           | (16) Concrete Curb, Notched            | (32) 8" PCCP on 4" Comp. Agg. Base #53     |
| (S) Joints in PCCP, Saw and Seal | (17) Rolled Curb                       | (33) Impact Attenuator (Quadguard II, 24") |
| T.C. = Top of Curb               | (26) Sodding                           | (34) Wheel Stop                            |
| F.P. = Finished Pavement         | (27) Chain Link Fence                  | (35) C.L. Gate                             |
|                                  | (28) Concrete Barrier, 45"             | (36) 15' x 8' Water Vault                  |

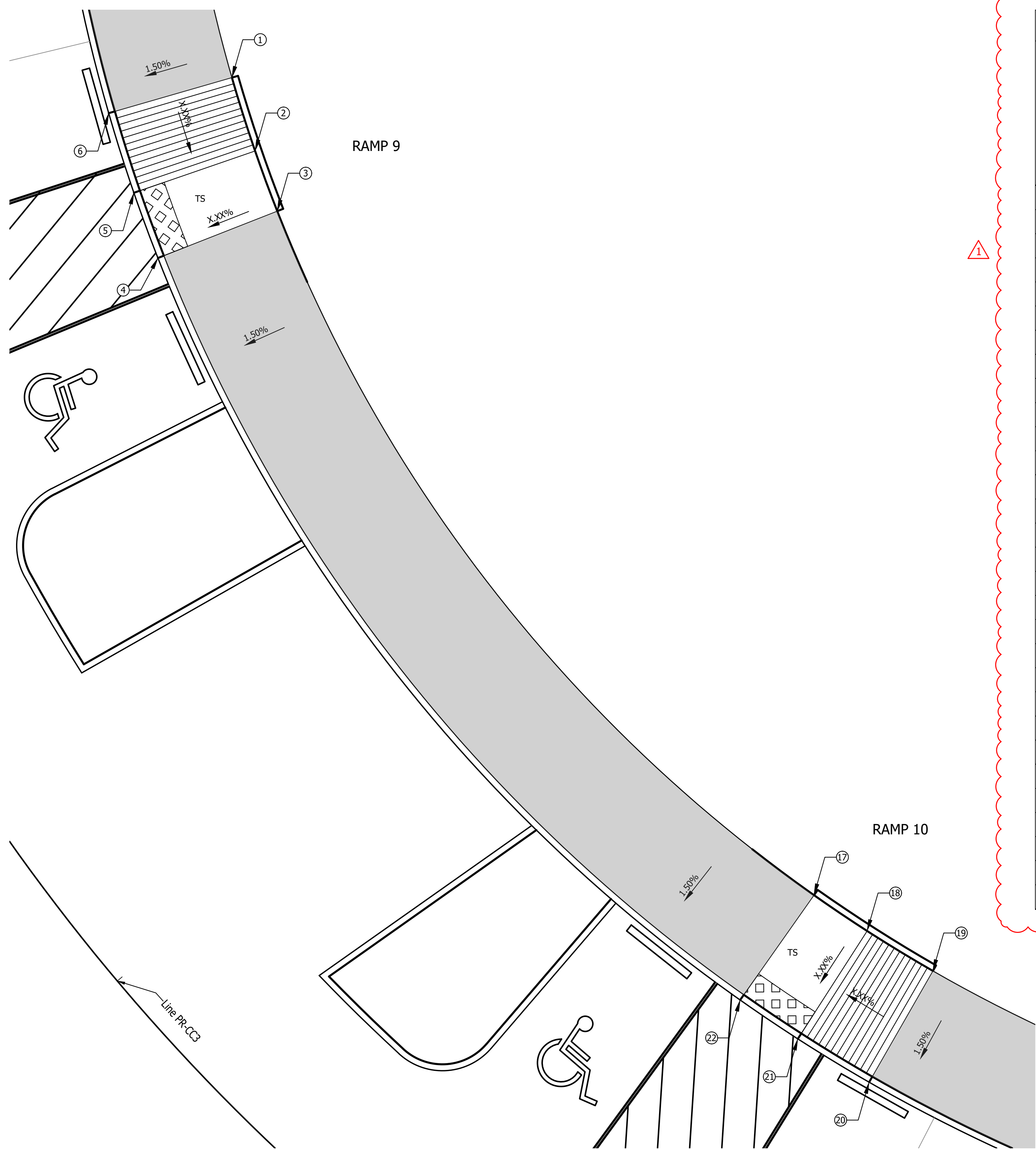
Certified by: David Hedlund

PUBLIC WORKS PROJECT NO. 84003001-22-058-C1  
 CLEAR CREEK WELCOME CENTER  
 VIGO COUNTY, INDIANA

STATE OF INDIANA  
 DEPARTMENT OF ADMINISTRATION  
**PUBLIC WORKS DIVISION**  
 ROOM 9407, INDIANA GOVERNMENT CENTER SOUTH  
 402 WEST WASHINGTON STREET  
 INDIANAPOLIS, INDIANA 46204  
 317-232-3000

Revisions: 03/15/2023  
 Added Callouts



Project Number:	84003001-22-058-C1
Requestion Number:	
Account Number:	
Designer:	DEH
Drawing Date:	02/23/2023
Drafter:	MDR
Drawing Scale:	1"=20'
DAPW Approval:	
Client Approval:	
Reference Number:	1364
Building Reference:	
Drawing Number:	C117
Sheet:	23 of 155



**CURB RAMP NO. 9 and 10 DETAIL**  
 SCALE : 1" = 5'

Curb Ramp 9 and 10							
ID #	Station	Offset	Bottom of Curb Elev. (ft)	Top of Curb Elev. (ft)	Base of Ramp Elev. (ft)	Top of Ramp Elev. (ft)	Turning Space Elev. (ft.)
1	12+67.15	42.00	-	-	-	509.17	-
2	12+59.01	42.00	509.22	509.72	509.22	-	-
3	12+52.23	42.00	508.74	509.24	508.74	-	-
4	12+52.23	32.50	508.58	508.60	508.60	-	-
5	12+59.01	32.50	509.06	509.08	509.08	-	-
6	12+67.15	32.50	508.53	509.03	-	509.03	-
7							
8							
9							
10							
11							
12							
13							
14							
15							
16							
17	11+58.99	42.00	509.41	509.91	509.41	-	-
18	11+52.21	42.00	509.09	509.59	509.09	-	-
19	11+44.07	42.00	-	-	-	509.60	-
20	11+44.07	32.50	508.96	509.46	-	509.46	-
21	11+52.21	32.50	508.93	508.95	508.95	-	-
22	11+58.99	32.50	509.25	509.27	509.27	-	-
23							
24							
25							
26							
27							
28							
29							
30							

Last Saved By: mreed Printed: 3/15/23  
 P:\1364 - Clear Creek Welcome Center (VMS) SITE SHEETS\EB WELCOME CENTER\1364-EB-C11 SITE PLAN DETAILS.dwg Mar 15, 2023 - 4:54:09 pm



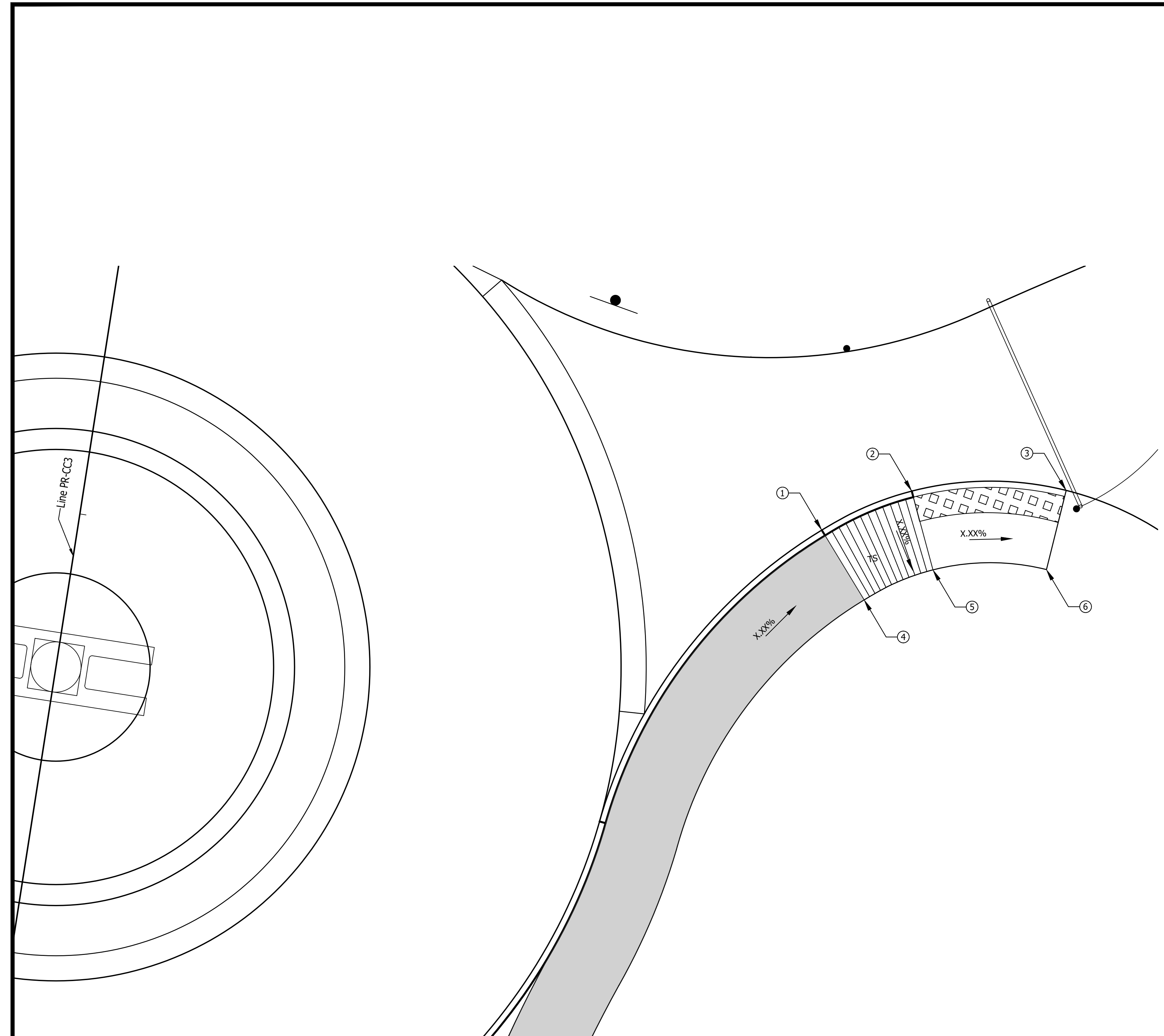
PUBLIC WORKS PROJECT NO. 84003001-22-058-C1  
 CLEAR CREEK WELCOME CENTER  
 VIGO COUNTY, INDIANA



Revisions: 03/15/2023  
 Added Curb Ramp Information to Table

Project Number: 84003001-22-058-C1  
 Requisition Number:  
 Account Number:  
 Designer: DEH Drawing Date: 02/23/2023  
 Drafter: MDR Drawing Scale: 1"=5'  
 DAPW Approval:  
 Client Approval:  
 Reference Number: 1364  
 Building Reference:  
 Drawing Number: C124  
 Sheet: 30 of 155



Last Saved By: mreed Printed: 3/15/23  
 P:\1364 - Clear Creek Welcome Center\WORKS\SITE SHEETS\WB WELCOME CENTER\1364-EB-011 SITE PLAN DETAILS.dwg Mar 15, 2023 - 4:54:32 pm



**CURB RAMP NO. 11 DETAIL**  
 SCALE : 1" = 5'

**Curb Ramp 11**

ID #	Station	Offset	Bottom of Curb Elev. (ft)	Top of Curb Elev. (ft)	Base of Ramp Elev. (ft)	Top of Ramp Elev. (ft)	Turning Space Elev. (ft.)
1	14+07.46	58.88	509.05	510.55	-	510.55	-
2	14+11.57	65.36	509.76	509.78	509.78	-	-
3	14+13.48	77.25	510.80	510.82	510.82	-	-
4	14+02.88	62.75	-	-	-	510.69	-
5	14+06.08	67.80	509.92	-	509.92	-	-
6	14+07.50	76.73	510.96	-	510.96	-	-
7							
8							
9							

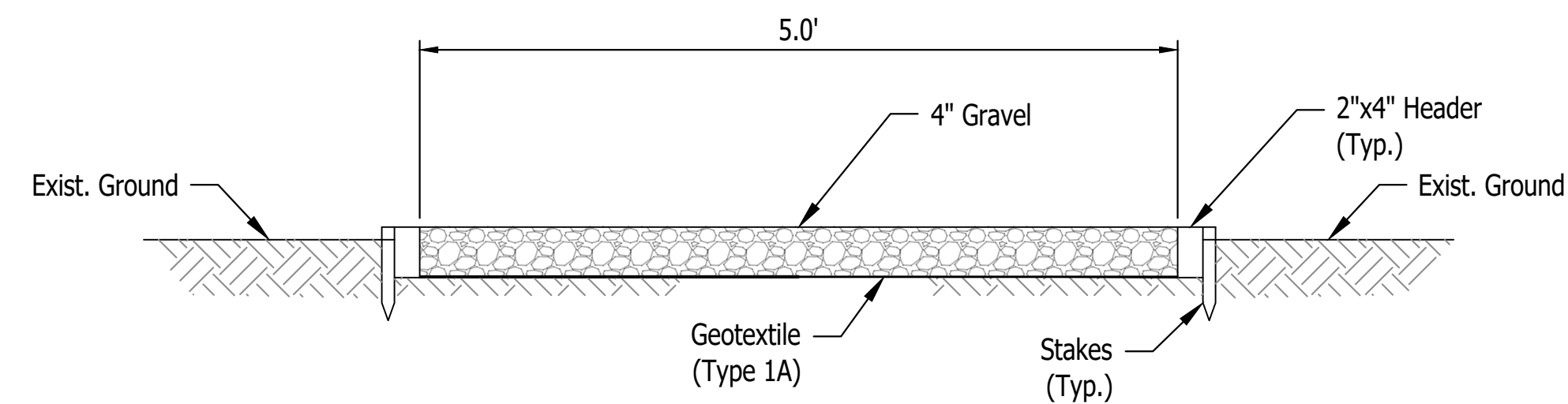


PUBLIC WORKS PROJECT NO. 84003001-22-058-C1  
 CLEAR CREEK WELCOME CENTER  
 VIGO COUNTY, INDIANA



Revisions: 03/15/2023  
 Added Curb Ramp Information to Table

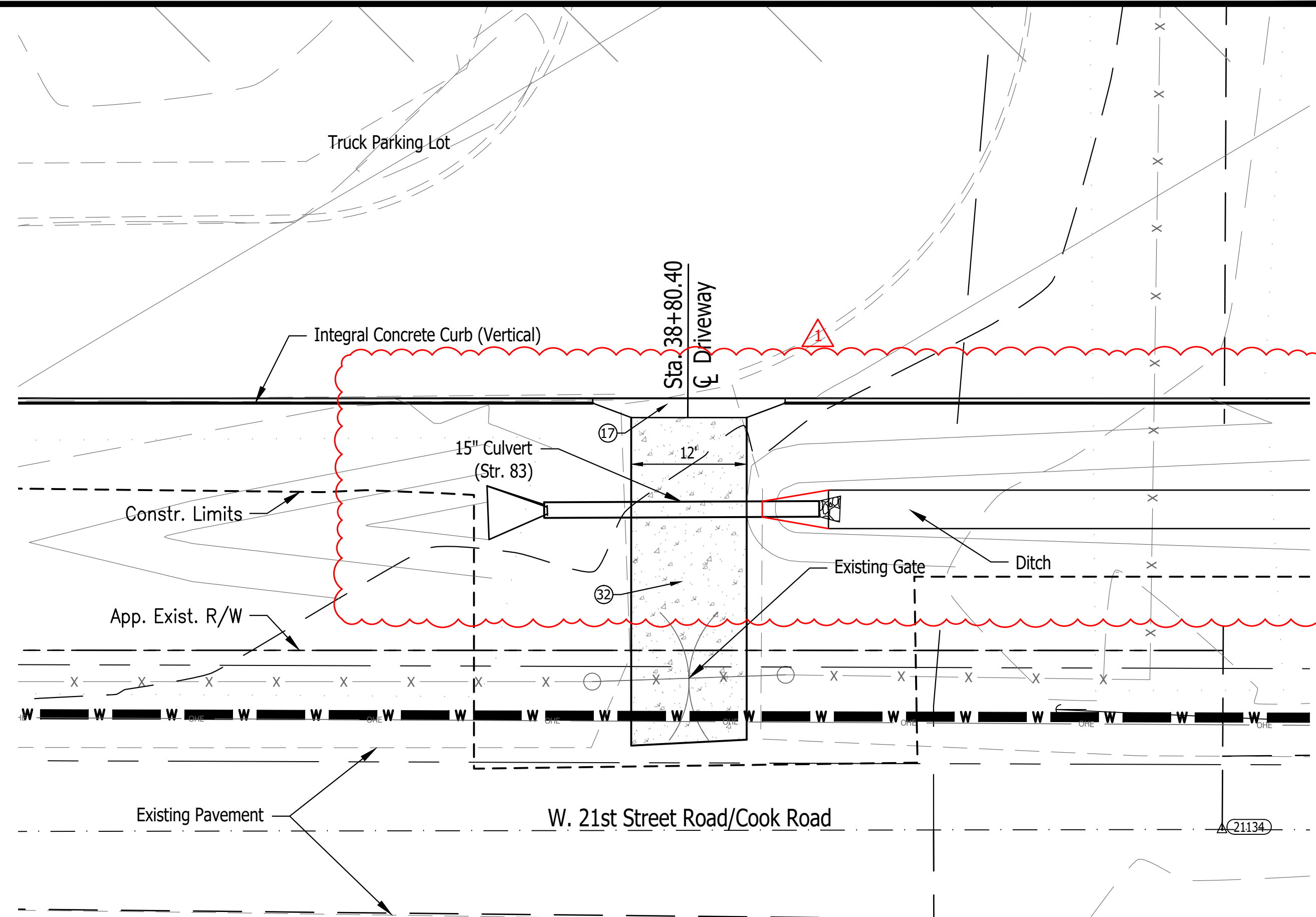
Project Number:	84003001-22-058-C1
Requisition Number:	-
Account Number:	-
Designer:	DEH
Drawing Date:	02/23/2023
Drafter:	MDR
Drawing Scale:	1"=5'
DAPW Approval:	
Client Approval:	
Reference Number:	1364
Building Reference:	-
Drawing Number:	C125
Sheet:	31 of 155



**Notes:**

1. The walking path is intended to meander thru the wooded area along the ridge between the ditch along I-70 and the intermittent stream.
2. The location of the pathway shall be cleared of all debris and organic material.
3. The 2"x4" header boards shall have stakes attached @ each end of boards.
4. Where walking path crosses low-lying areas subject to possible drainage flows, Contractor to place compacted fill and drainage pipes beneath walking path as directed by the Engineer.

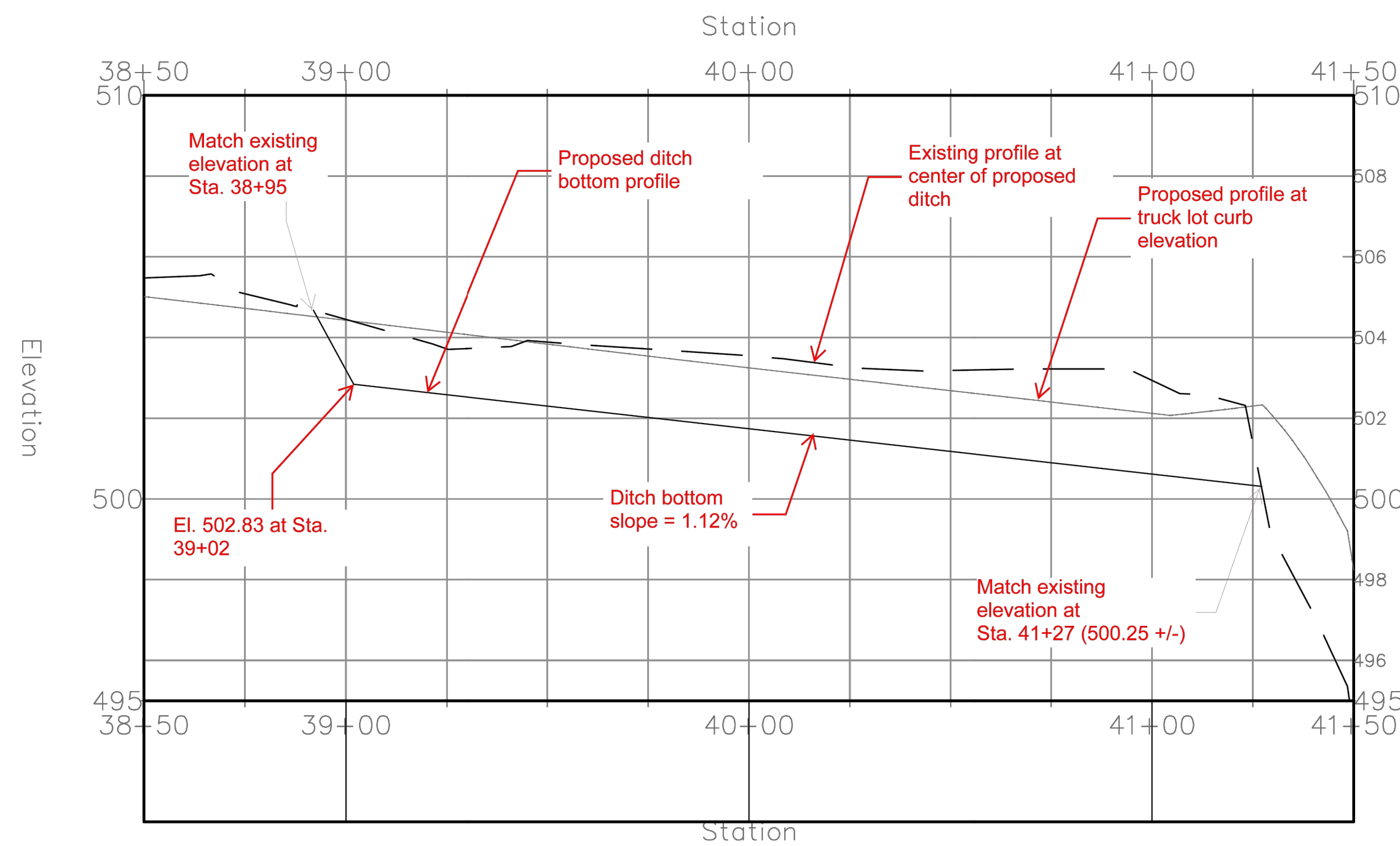
**WALKING PATH DETAIL**  
SCALE: None



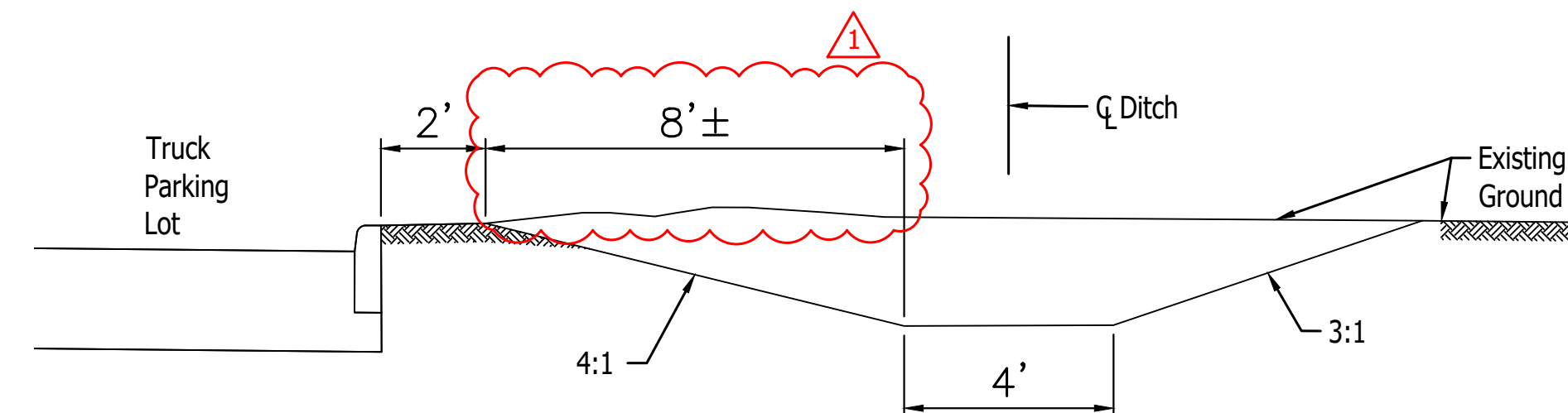
**Notes:**

1. Remove exist. & construct new 20' Chain link gate per INDOT Std. Dwg. E603-CLTF-03.
2. Construct 8" PCCP on 4" Aggregate Base Driveway. Match Existing Pavement on W. 21st Street Road.
3. Provide swale across driveway at location of proposed ditch.
4. Provide lock For Town of West Terre Haute
5. See ditch details on Sheet C127
6. See culvert details on Shts. C301 & C313

**DRIVEWAY ACCESS DETAIL**  
SCALE : 1" = 10'




**Ditch Profile**  
Scale : None



**Ditch Typical Section**  
Scale : None

**LEGEND**

(A) 12 Inch, QC/QA PCCP	(10) MGS, Guardrail	(#) Concrete Curb Ramp
(F) Sidewalk, Concrete, 4"	(13) Integral Concrete Curb (Vertical)	(29) Concrete Barrier W/ Catch Fence
(FI) Utility Sidewalk, Concrete	(14) Concrete Curb, Modified	(30) Gravel Walking Path
(P) 4 Inch, PCCP	(15) Concrete Curb, Turnout	(31) Cell Tower
(R) Mill And Resurface	(16) Concrete Curb, Notched	(32) 8" PCCP on 4" Comp. Agg. Base #53
(S) Joints in PCCP, Saw and Seal	(17) Rolled Curb	(33) Impact Attenuator (Quadguard II, 24")
T.C. = Top of Curb	(26) Sodding	(34) Wheel Stop
F.P. = Finished Pavement	(27) Chain Link Fence	(35) C.L. Gate
	(28) Concrete Barrier, 45"	(36) 15' x 8' Water Vault



PUBLIC WORKS PROJECT NO. 84003001-22-058-C1  
CLEAR CREEK WELCOME CENTER  
VIGO COUNTY, INDIANA



Revisions: 03/15/2023  
Revised Ditch location & Added notes

Project Number: 84003001-22-058-C1  
Requisition Number:

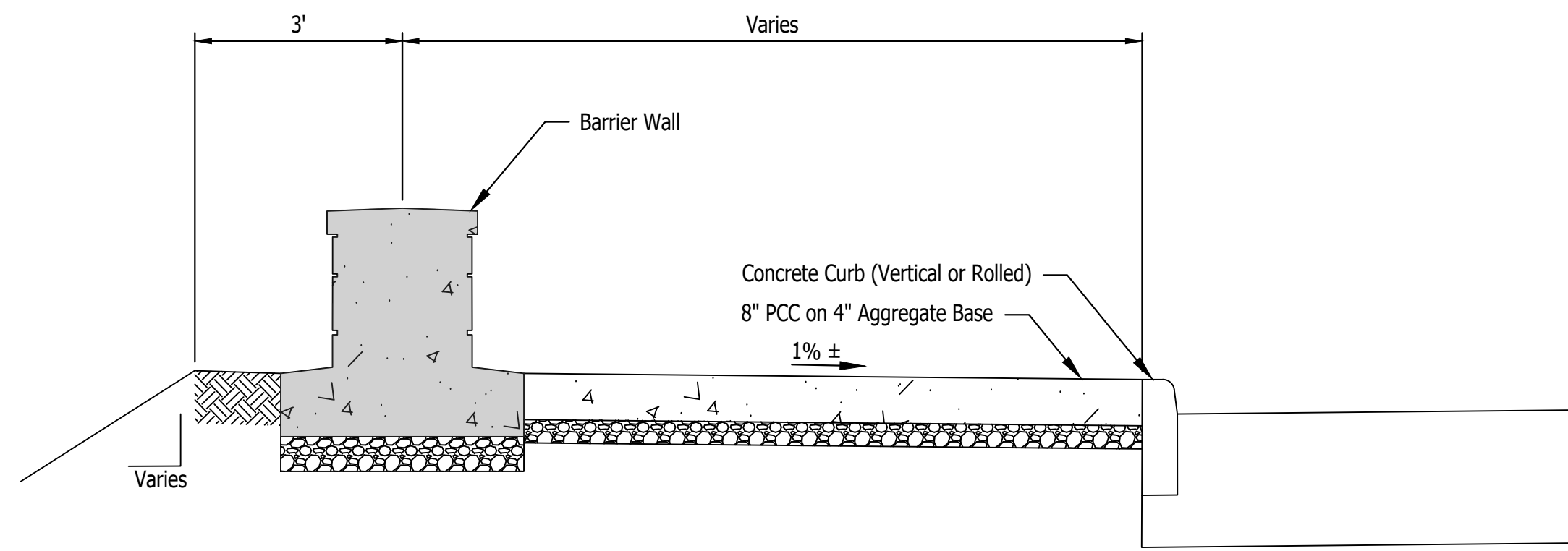
Account Number:  
Designer: DEH Drawing Date: 02/23/2023  
Drafter: MDR Drawing Scale: AS SHOWN

DAPW Approval:  
Client Approval:

Reference Number: 1364

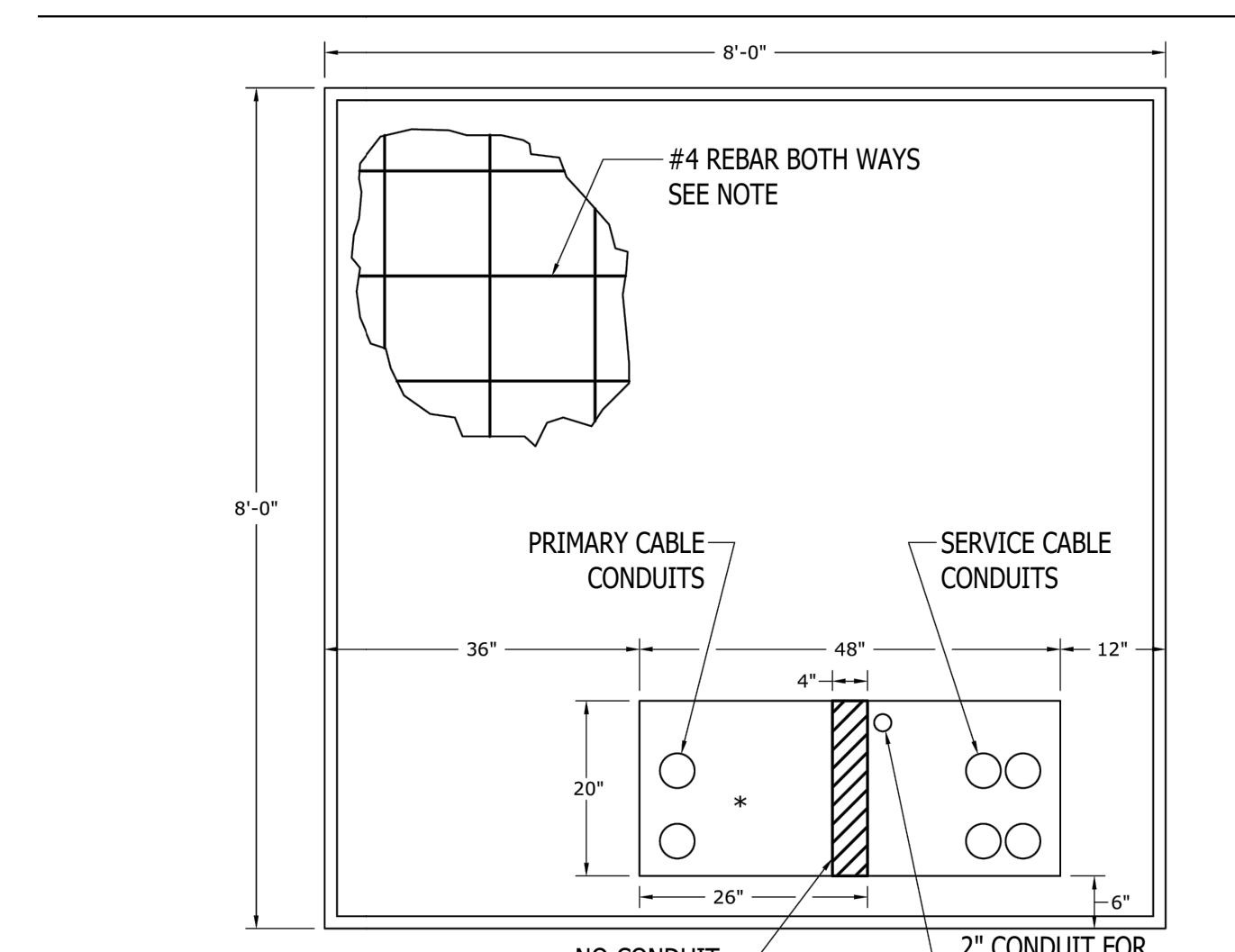
Building Reference:  
Drawing Number: C127

Sheet: 33 of 155



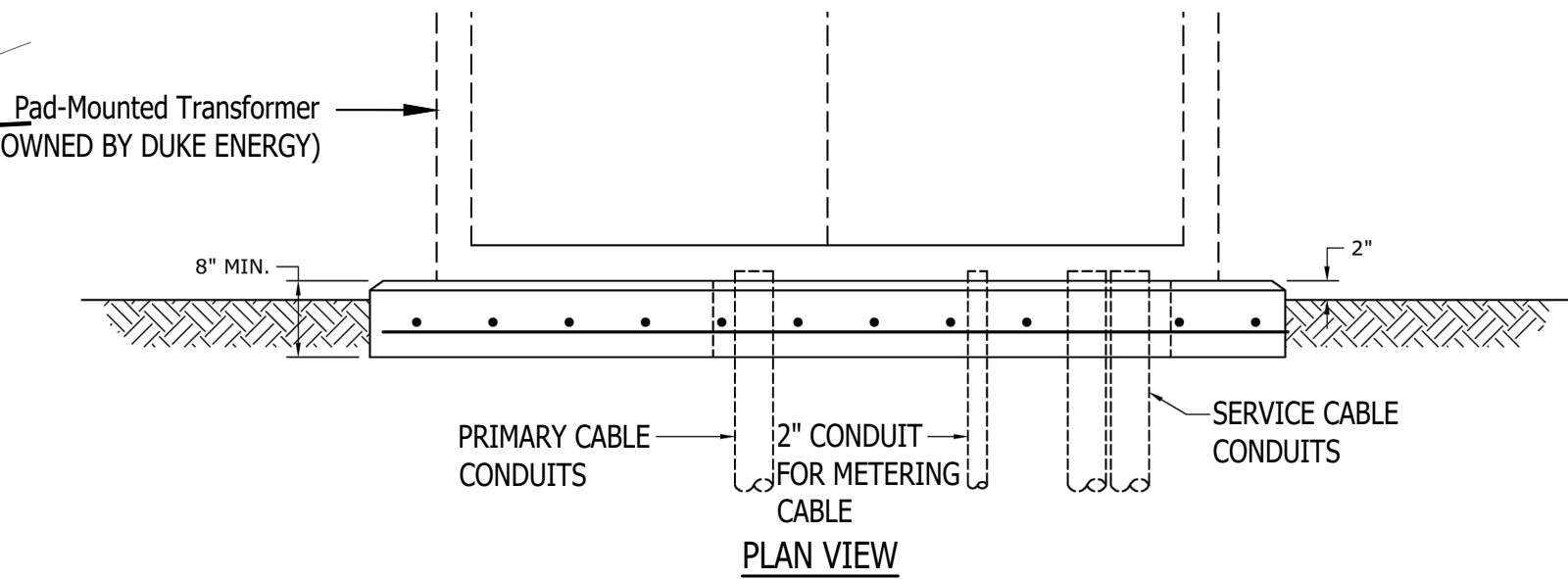
SECTION A-A  
SCALE : 1"=2'

Notes:  
1. See Barrier Wall Details on Sht. C129



\* THIS AREA MUST NOT BE POURED SOLID WITH CONCRETE

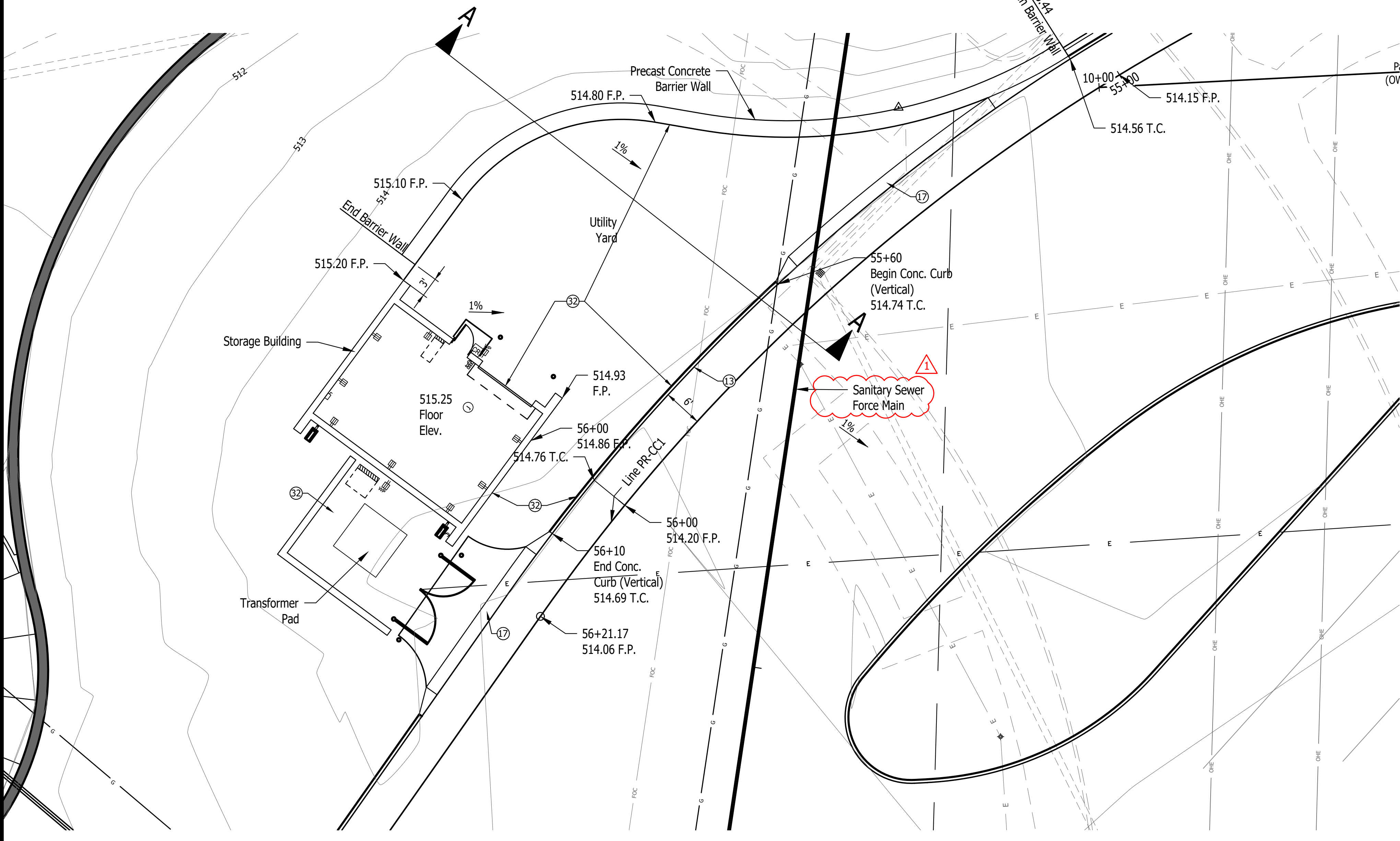
PLAN VIEW



PLAN VIEW

TRANSFORMER PAD DETAILS  
SCALE : NONE

Notes:  
1. THE TRANSFORMER PAD SHALL BE ON A BED OF GRANULAR FILL MATERIALS THAT HAS BEEN COMPACTED PRIOR TO POURING CONCRETE.  
2. THE SURFACE OF THE TRANSFORMER PAD SHALL BE FLAT, SMOOTH AND LEVEL WITHIN 1" IN ALL DIRECTIONS.  
3. THE EDGE OF THE TRANSFORMER PAD SHALL HAVE A 1" BEVEL FORMED INTO THE TOP EDGE.



STORAGE BUILDING PAVING PLAN DETAIL  
SCALE : 1"=10'

LEGEND

- |                                  |  |  |
|----------------------------------|--|--|
| (A) 12 Inch, QC/QA PCCP          | (10) MGS, Guardrail                    | (#) Concrete Curb Ramp                 |
| (F) Sidewalk, Concrete, 4"       | (13) Integral Concrete Curb (Vertical) | (29) Concrete Barrier W/ Catch Fence   |
| (F1) Utility Sidewalk, Concrete  | (14) Concrete Curb, Modified           | (30) Gravel Walking Path               |
| (P) 4 Inch, PCCP                 | (15) Concrete Curb, Turnout            | (31) Cell Tower                        |
| (R) Mill And Resurface           | (16) Concrete Curb, Notched            | (32) 8" PCCP on 4" Comp. Agg. Base #53 |
| (S) Joints in PCCP, Saw and Seal | (17) Rolled Curb                       | (34) Wheel Stop                        |
| T.C. = Top of Curb               | (26) Sodding                           | (35) C.L. Gate                         |
| F.P. = Finished Pavement         | (27) Chain Link Fence                  | (36) 15' x 8' Water Vault              |
|                                  | (28) Concrete Barrier, 45"             |  |

Last Saved By: mreed Printed: 3/15/23  
 P:\1364 - Clear Creek Welcome Center\WORKS\SITE SHEETS\EB WELCOME CENTER\1364-EB-C111 SITE PLAN DETAILS.dwg Mar 15, 2023 - 4:55:53 pm

Certified by: David Hedlund

JANSSEN & SPAANS ENGINEERING  
 890 Harrison Park Court  
 Indianapolis, Indiana 46204  
 Phone (317) 238-4688 Fax (317) 238-4688

LANDSCAPE ARCHITECTURE  
 101 S Pennsylvania St.  
 Indianapolis, IN 46204  
 T: 317.238.4688  
 www.ratiodesign.com

Applied  
 Engineering Services

PUBLIC WORKS PROJECT NO. 84003001-22-058-C1  
 CLEAR CREEK WELCOME CENTER  
 VIGO COUNTY, INDIANA

STATE OF INDIANA  
 DEPARTMENT OF ADMINISTRATION  
**PUBLIC WORKS DIVISION**  
 ROOM 9402, INDIANA GOVERNMENT CENTER SOUTH  
 402 WEST WASHINGTON STREET  
 INDIANAPOLIS, INDIANA 46204  
 317-232-3000

Revisions: 03/15/2023  
 Adjusted Hatch, Text Size and Added Labels.

Project Number: 84003001-22-058-C1  
 Requisition Number:  
 Account Number:

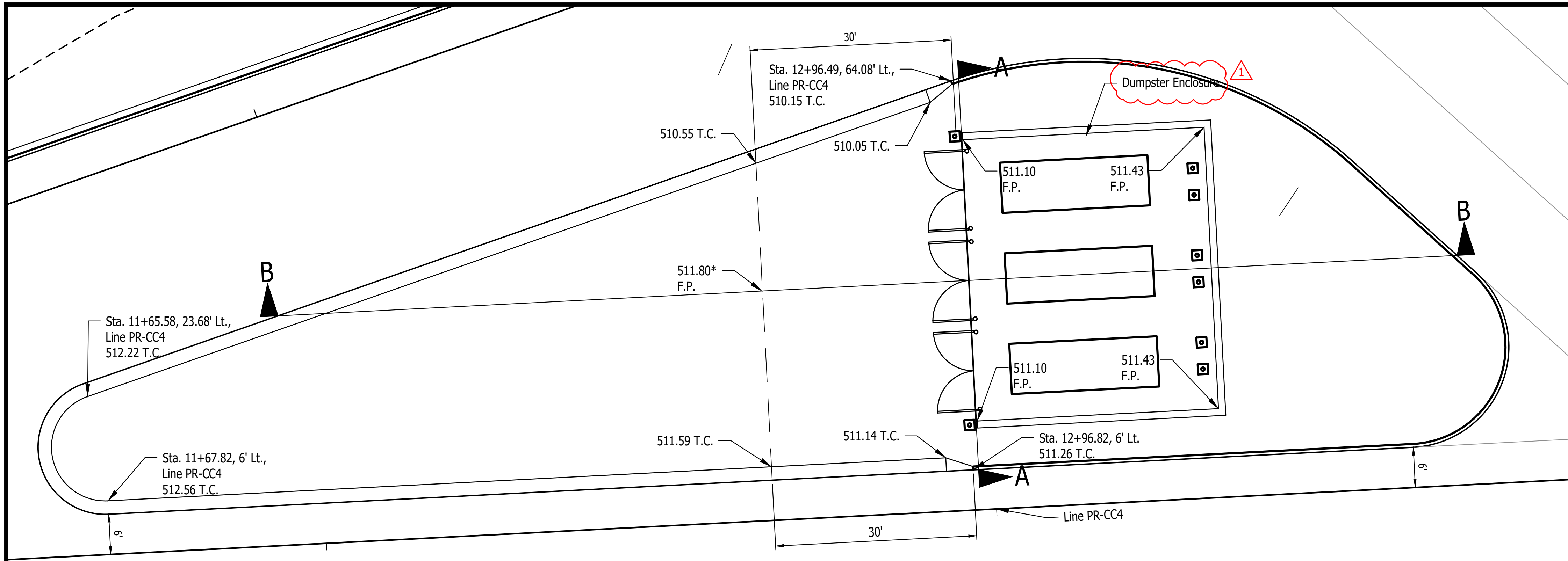
Designer: DEH Drawing Date: 02/23/2023  
 Drafter: MDR Drawing Scale: AS SHOWN

DAPW Approval:  
 Client Approval:

Reference Number: 1364  
 Building Reference:  
 Drawing Number: C128

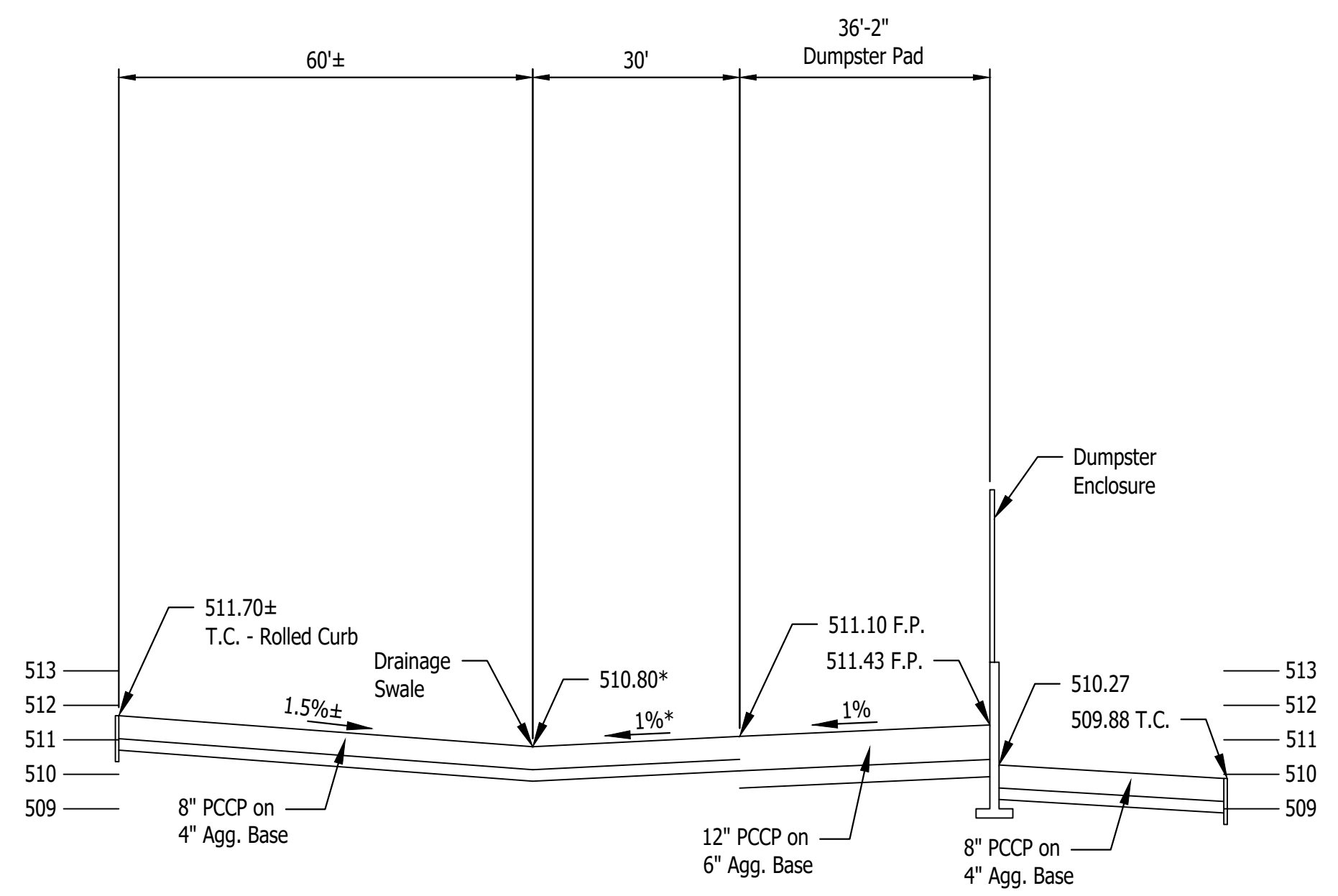
Sheet: 34 of 155





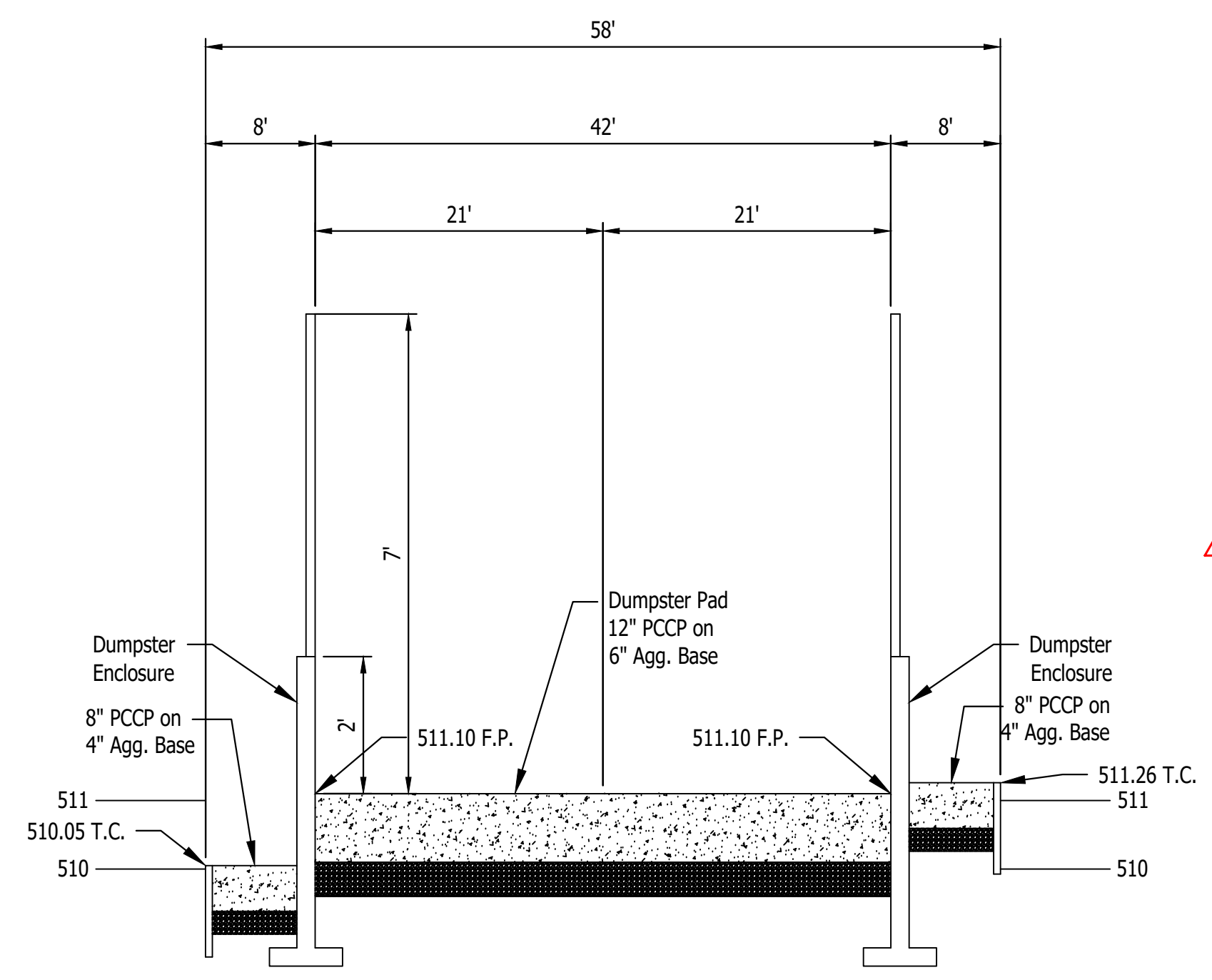
**DUMPSTER ENCLOSURE PAD**  
SCALE : 1" = 30'

Notes:  
1. See Architectural Plans for Dumpster enclosure details.



\* Elevation of drainage swale varies from 511.59 to 510.55 across Island.  
Slope from Dumpster Pad varies from 1% to 1.3%.

**SECTION B-B**  
SCALE : Horz: 1"=20'  
Vert: 1" = 5'



**SECTION A-A**  
SCALE : Horz: 1"=10'  
Vert: 1" = 5'

Last Saved By: mreed Printdate: 3/15/23  
 P:\1364 - Clear Creek Welcome Center (WVMS) SITE SHEETS\EB WELCOME CENTER\1364-EB-C111 SITE PLAN DETAILS.dwg Mar 15, 2023 - 4:56:02 pm

Certified by: David Hedlund

JANSSEN & SPAANS ENGINEERING  
890 Harrison Park Court  
Indianapolis, Indiana 46204  
Business (317) 252-0000 Fax (317) 252-0000

synthesis

RATIO  
LANDSCAPE ARCHITECTURE  
101 S Pennsylvania St.  
Indianapolis, IN 46204  
T: 317.238.4688  
www.ratiodesign.com

Applied  
Engineering Services

PUBLIC WORKS PROJECT NO. 84003001-22-058-C1  
CLEAR CREEK WELCOME CENTER  
VIGO COUNTY, INDIANA

STATE OF INDIANA  
DEPARTMENT OF ADMINISTRATION  
**PUBLIC WORKS DIVISION**  
ROOM W407, INDIANA GOVERNMENT CENTER SOUTH  
402 WEST WASHINGTON STREET  
INDIANAPOLIS, INDIANA 46204  
317-232-3000

Revisions: 03/15/2023  
Added Label

Project Number:  
**84003001-22-058-C1**

Requisition Number:  
-

Account Number:  
-

Designer: DEH Drawing Date: 02/23/2023  
Drafter: MDR Drawing Scale: 1"=20'  
DAPW Approval:  
Client Approval:


Reference Number: **1364**

Building Reference:  
-

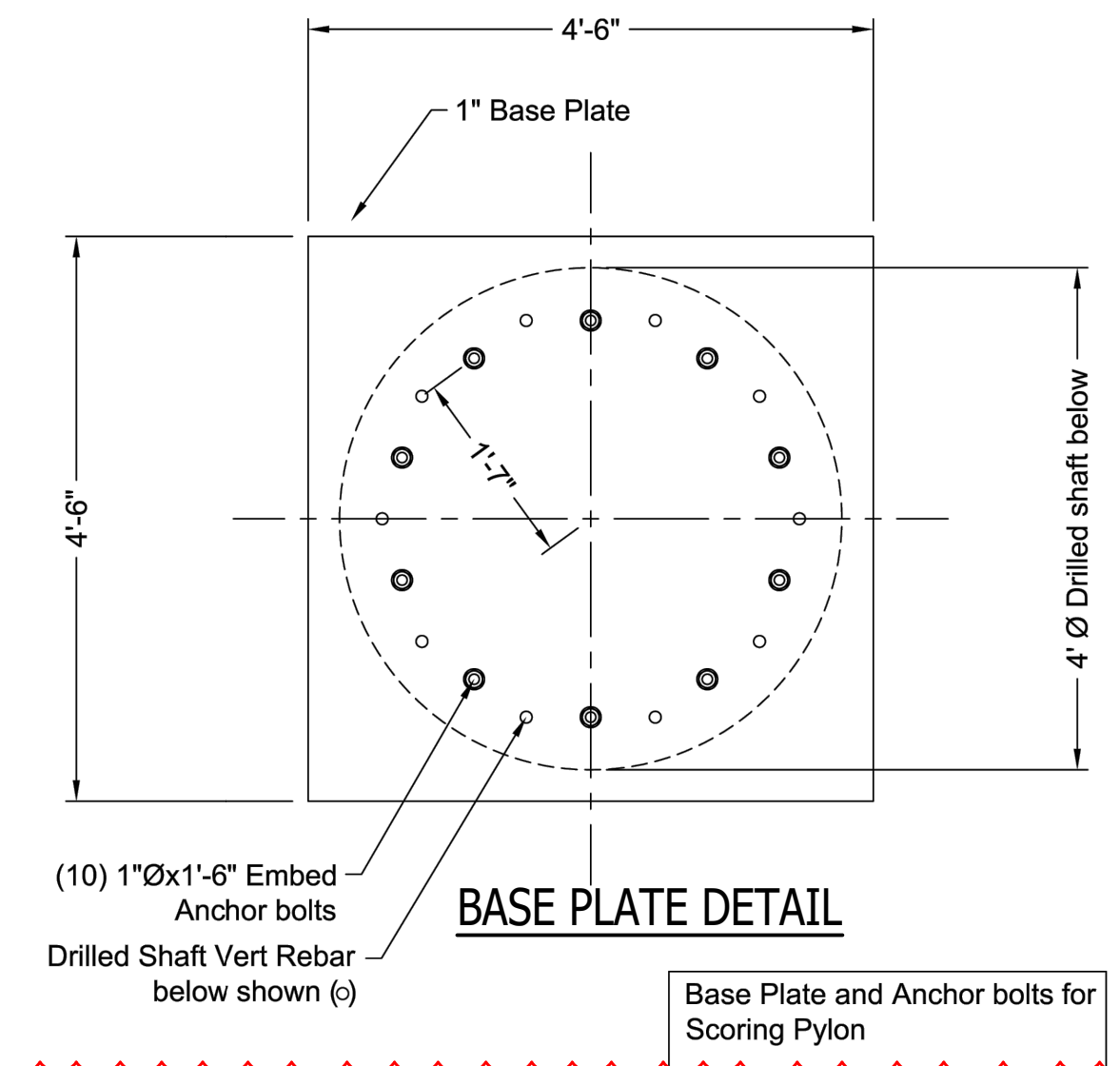
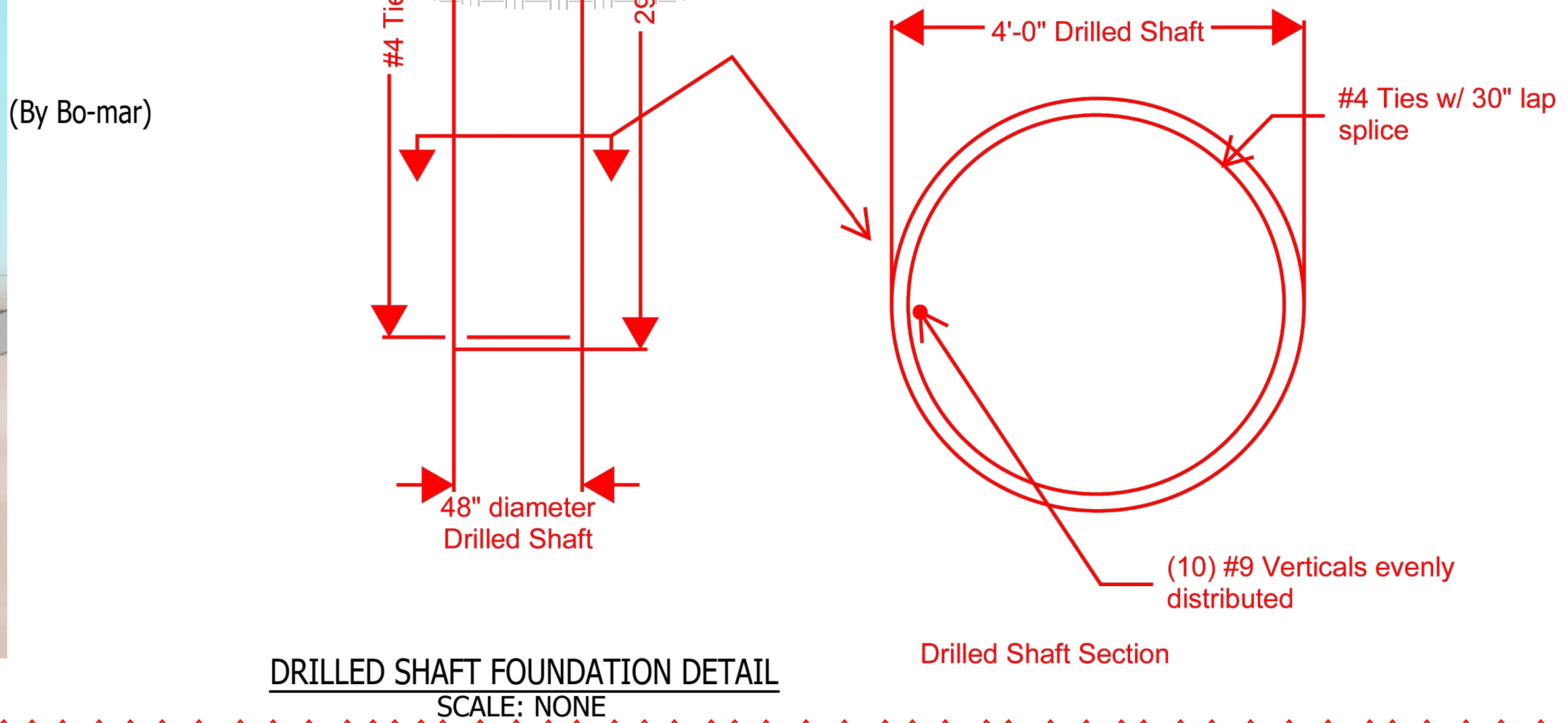
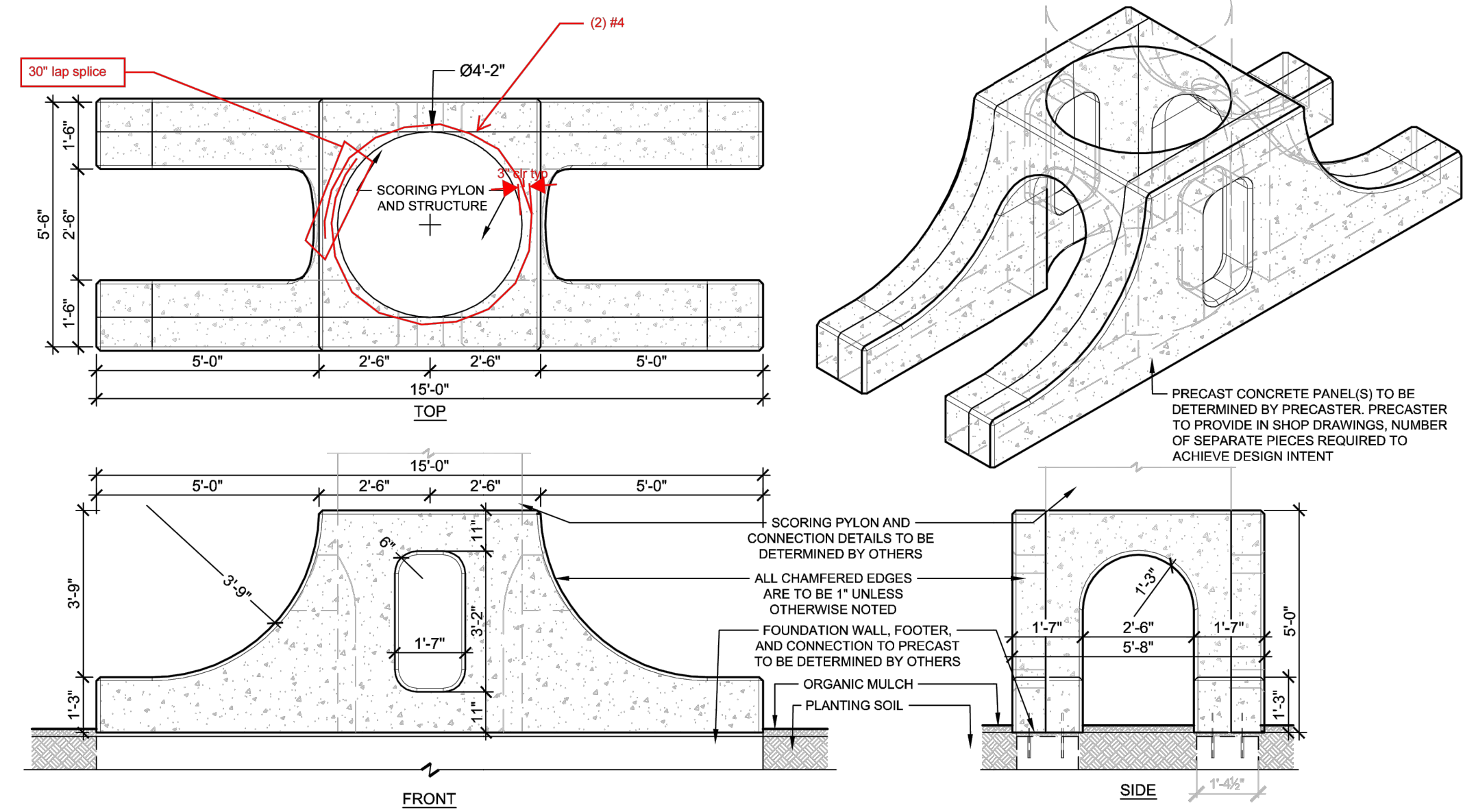
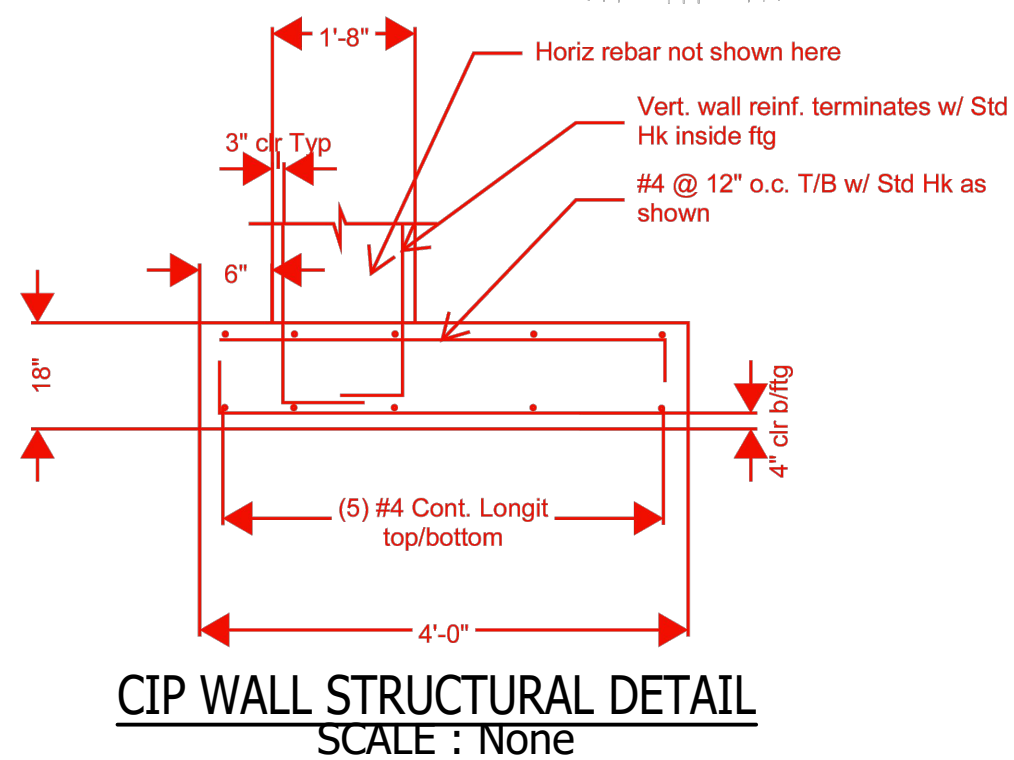
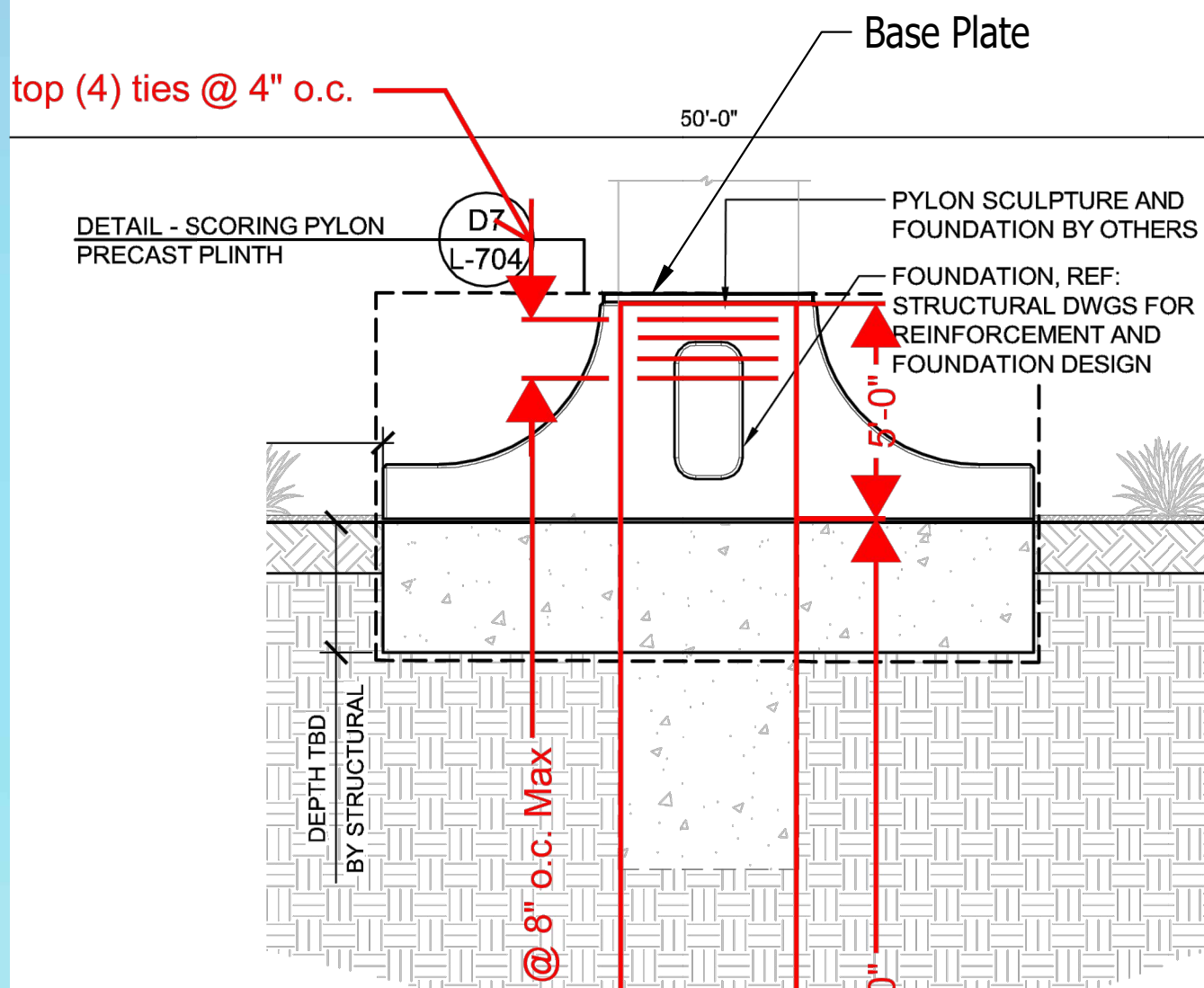
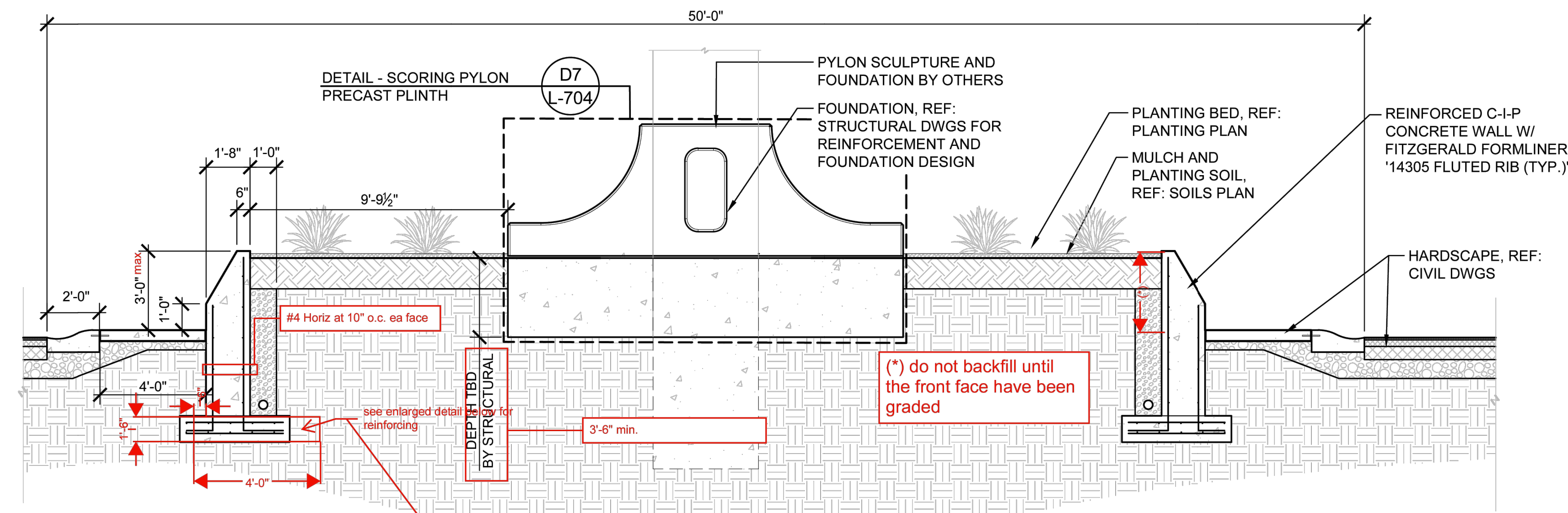
Drawing Number:  
**C131**

Sheet: 37 of 155

Last Saved By: mreed Printed: 3/15/23  
 P:\1364 - Clear Creek Welcome Center (WPCS) SITE SHEETS\EB WELCOME CENTER\1364-EB-011 SITE PLAN DETAILS.dwg Mar 15, 2023 - 4:51:16 pm



**PYLON DETAIL**  
SCALE: NONE



DAVID E. HEDLUND  
 REGISTERED  
 No. 11700028  
 STATE OF  
 INDIANA  
 Certified by: David Hedlund

**JS&S**  
 JANSSEN & SPAANS ENGINEERING  
 890 Harrison Park Court  
 Indianapolis, Indiana 46204  
 Phone (317) 252-0000 Fax (317) 252-0000

**synthesis**  
**RATIO**  
 LANDSCAPE ARCHITECTURE  
 101 S. Pennsylvania St.  
 Indianapolis, IN 46204  
 T: 317.238.4688  
 www.ratiodesign.com

**Applied**  
 Engineering Services

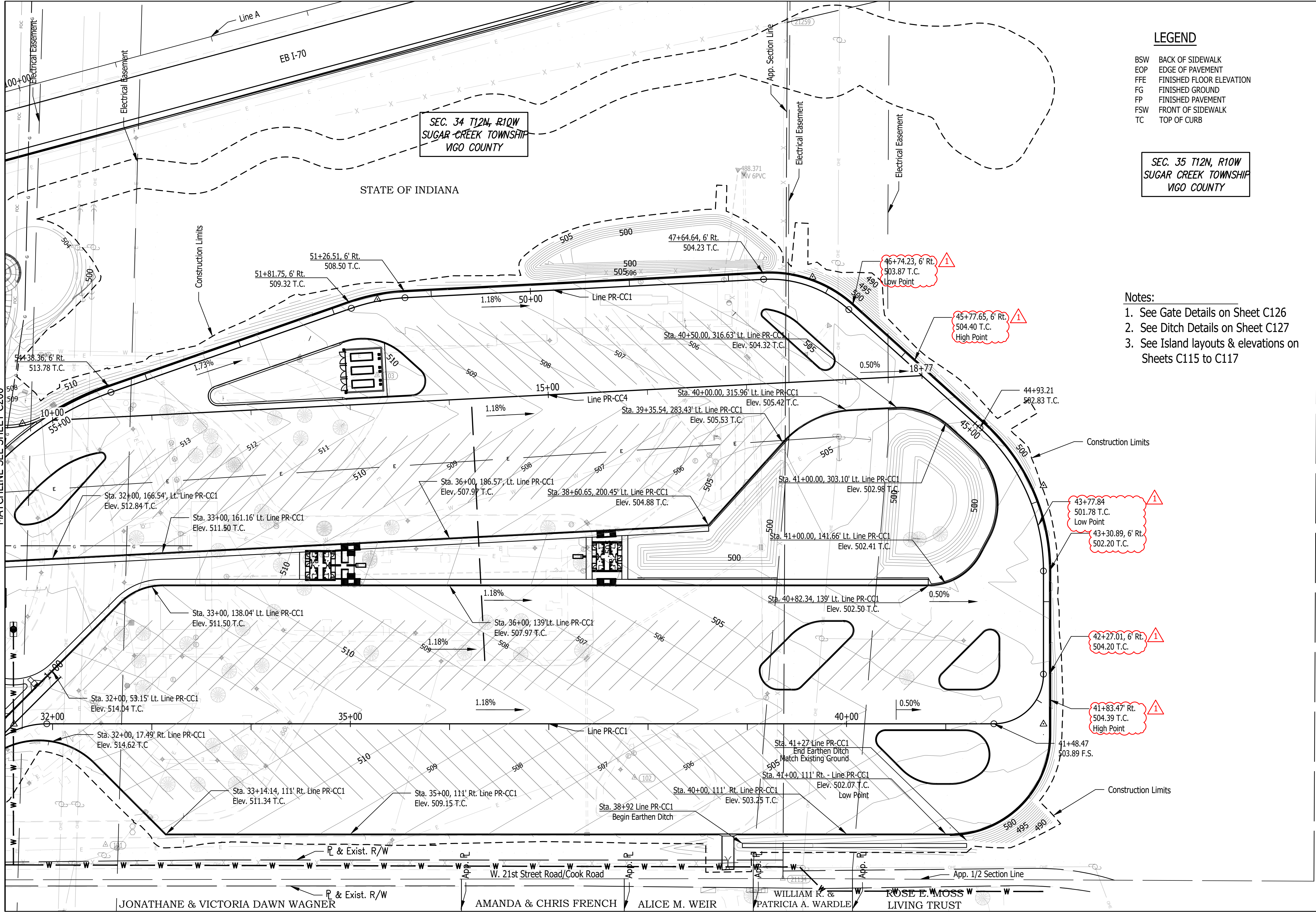
PUBLIC WORKS PROJECT NO. 84003001-22-058-C1  
 CLEAR CREEK WELCOME CENTER  
 VIGO COUNTY, INDIANA

STATE OF INDIANA  
 DEPARTMENT OF ADMINISTRATION  
**PUBLIC WORKS DIVISION**  
 ROOM 4407, INDIANA GOVERNMENT CENTER SOUTH  
 402 WEST WASHINGTON STREET  
 INDIANAPOLIS, INDIANA 46204  
 317-232-3000

Revisions: 03/15/2023  
Added New Sheet

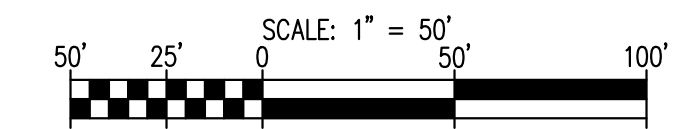
Project Number:	84003001-22-058-C1
Requestion Number:	
Account Number:	
Designer:	ENG
Drawing Date:	MMMMM YYYY
Drafter:	TEC
Drawing Scale:	1"=20'
DAPW Approval:	
Client Approval:	
Reference Number:	1364
Building Reference:	
Drawing Number:	C132
Sheet:	37A of 155

Last Saved By: mreed Printed: 7/15/23  
 P:\1364 - Clear Creek Welcome Center\WORKS\JOB SHEETS\JOB SHEETS\EB-C200\DRAWING PUBLISHING Mar 15, 2023-4:57:46 pm





SEC. 35 T12N, R10W  
SUGAR CREEK TOWNSHIP  
VIGO COUNTY

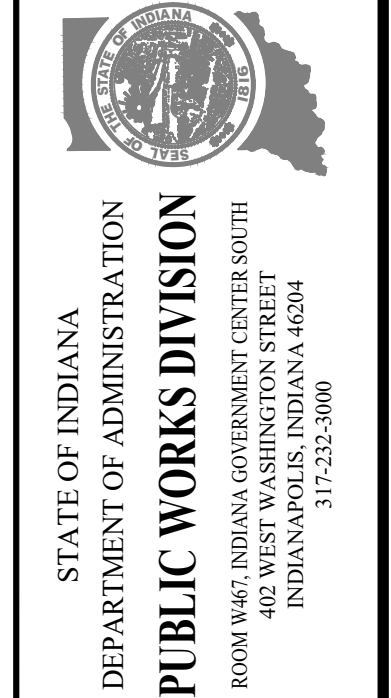
- Notes:**
- See Gate Details on Sheet C126
  - See Ditch Details on Sheet C127
  - See Island layouts & elevations on Sheets C115 to C117



**SITE GRADING PLAN**

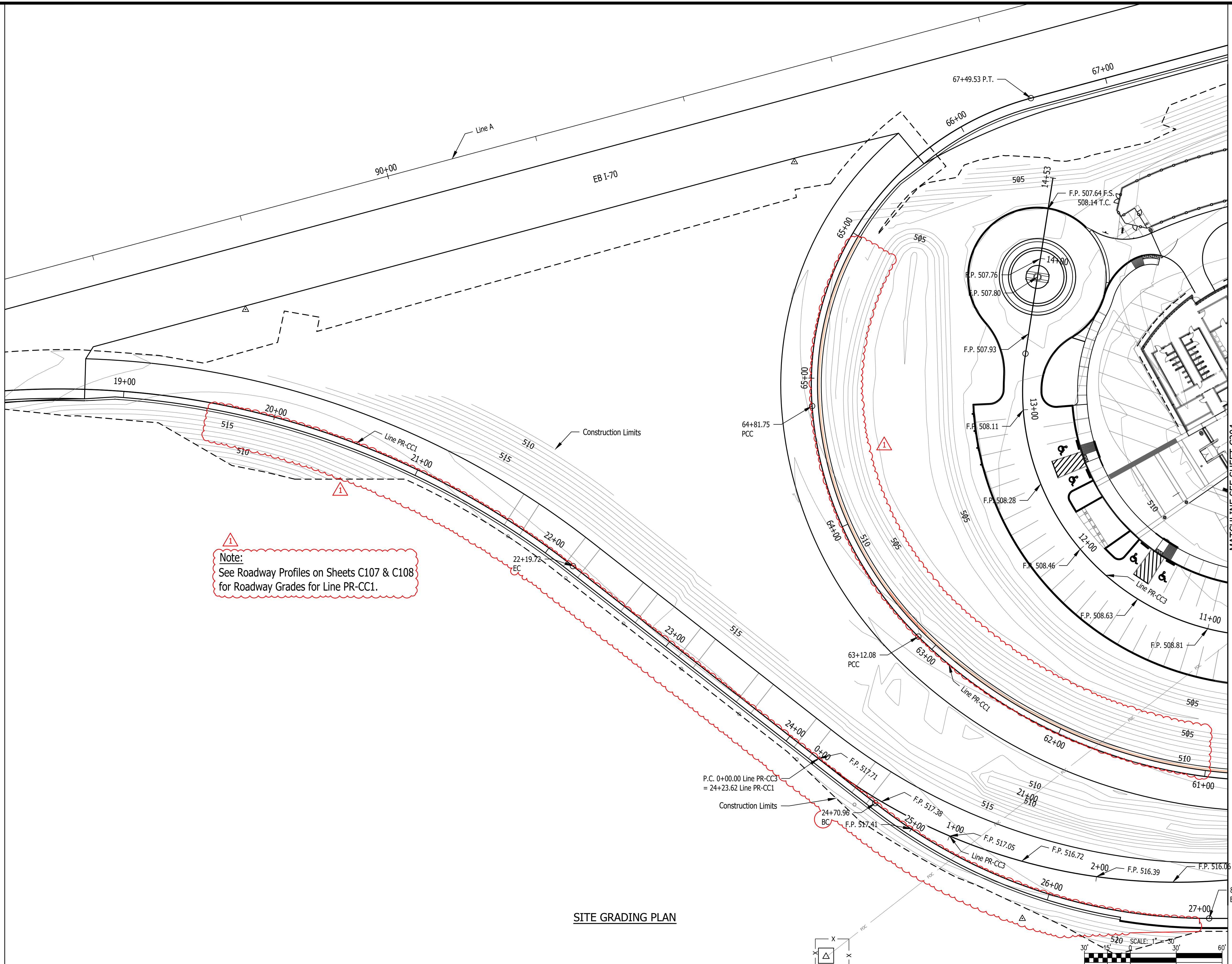


PUBLIC WORKS PROJECT NO. 84003001-22-058-C1  
 CLEAR CREEK WELCOME CENTER  
 VIGO COUNTY, INDIANA




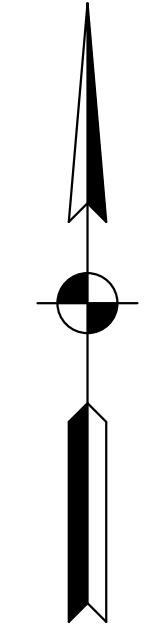
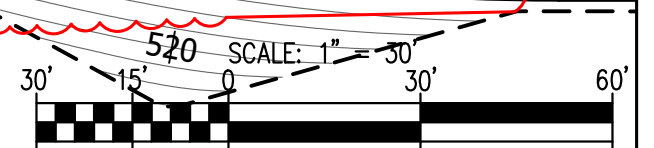
Revised: 03/15/2023	Revised Callouts
Project Number:	84003001-22-058-C1
Requisition Number:	
Account Number:	
Designer:	DEH
Drawing Date:	02/23/2023
Drafter:	MDR
Drawing Scale:	1"=50'
DAPW Approval:	
Client Approval:	
Reference Number:	1364
Building Reference:	
Drawing Number:	C202
Sheet:	40 of 155

Plot Saved By: mreed Printdate: 3/15/23  
P:\1364 - Clear Creek Welcome Center\WORKS\SITE SHEETS\EB WELCOME CENTER\1364-EB-C200 GRADING PLAN.dwg Mar 15, 2023 - 4:57:53 pm



Note:  
See Roadway Profiles on Sheets C107 & C108  
for Roadway Grades for Line PR-CC1.

SITE GRADING PLAN



PUBLIC WORKS PROJECT NO. 84003001-22-058-C1  
CLEAR CREEK WELCOME CENTER  
VIGO COUNTY, INDIANA



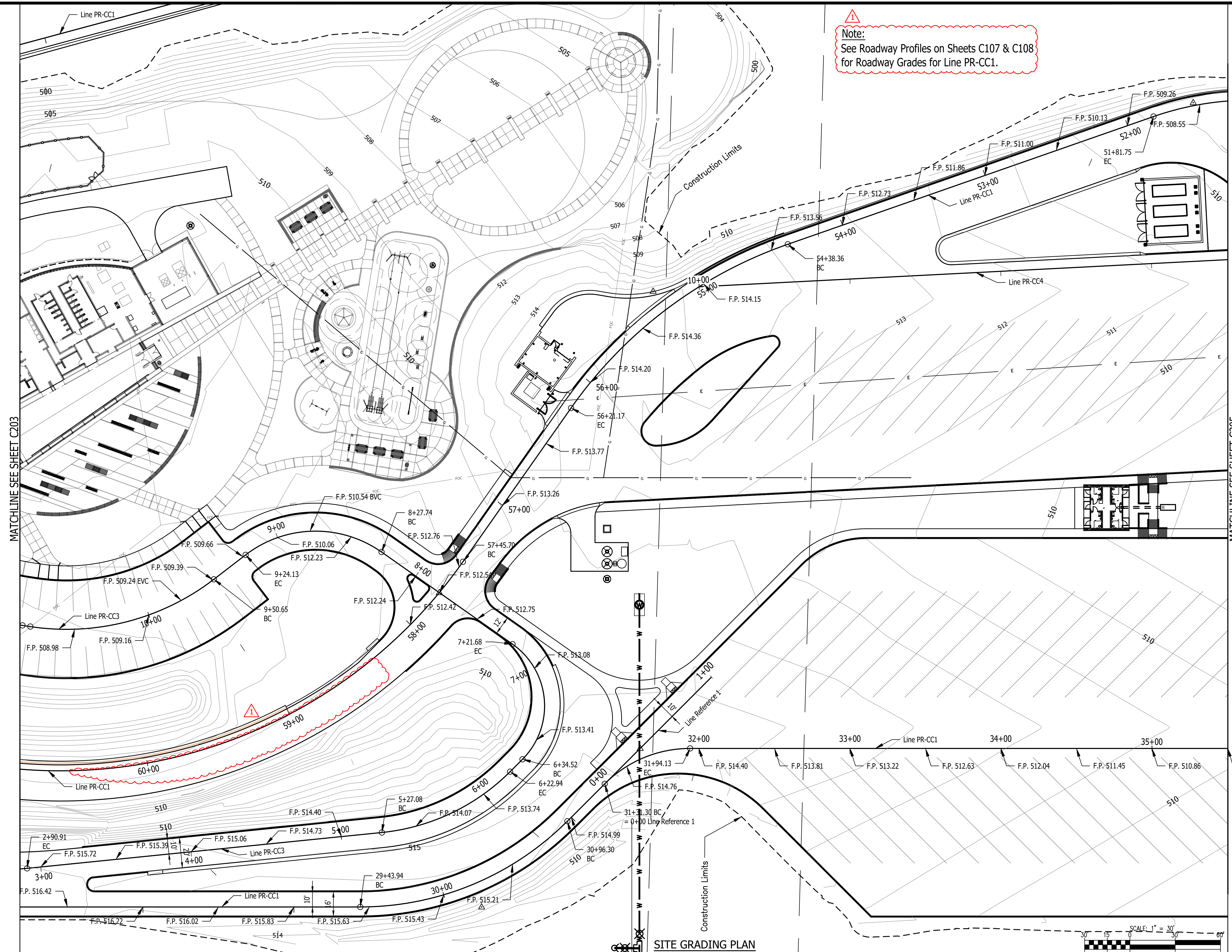
Revisions: 03/15/2023
Deleted F.P. Elevations on PR-CC1
Added Note
Project Number: 84003001-22-058-C1
Requestion Number:
Account Number:
Designer: DEH Drawing Date: 02/23/2023
Drafter: MDR Drawing Scale: 1"=30'
DAPW Approval:
Client Approval:
Reference Number: 1364
Building Reference:
Drawing Number: C203
Sheet: 41 of 155

MATCHLINE SEE SHEET C204



Plot Saved By: mreed Printed: 3/15/23  
P:\1364 - Clear Creek Welcome Center\WORKS\SITE SHEETS\WB WELCOME CENTER\1364-WB-C200 GRADING PLAN.dwg Mar 15, 2023 - 4:58:04 pm


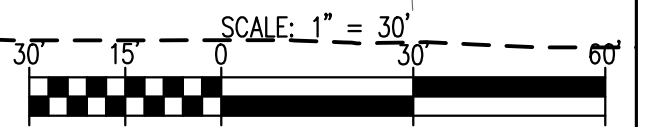
Note:  
See Roadway Profiles on Sheets C107 & C108  
for Roadway Grades for Line PR-CC1.



MATCHLINE SEE SHEET C203

MATCHLINE SEE SHEET C205

SITE GRADING PLAN

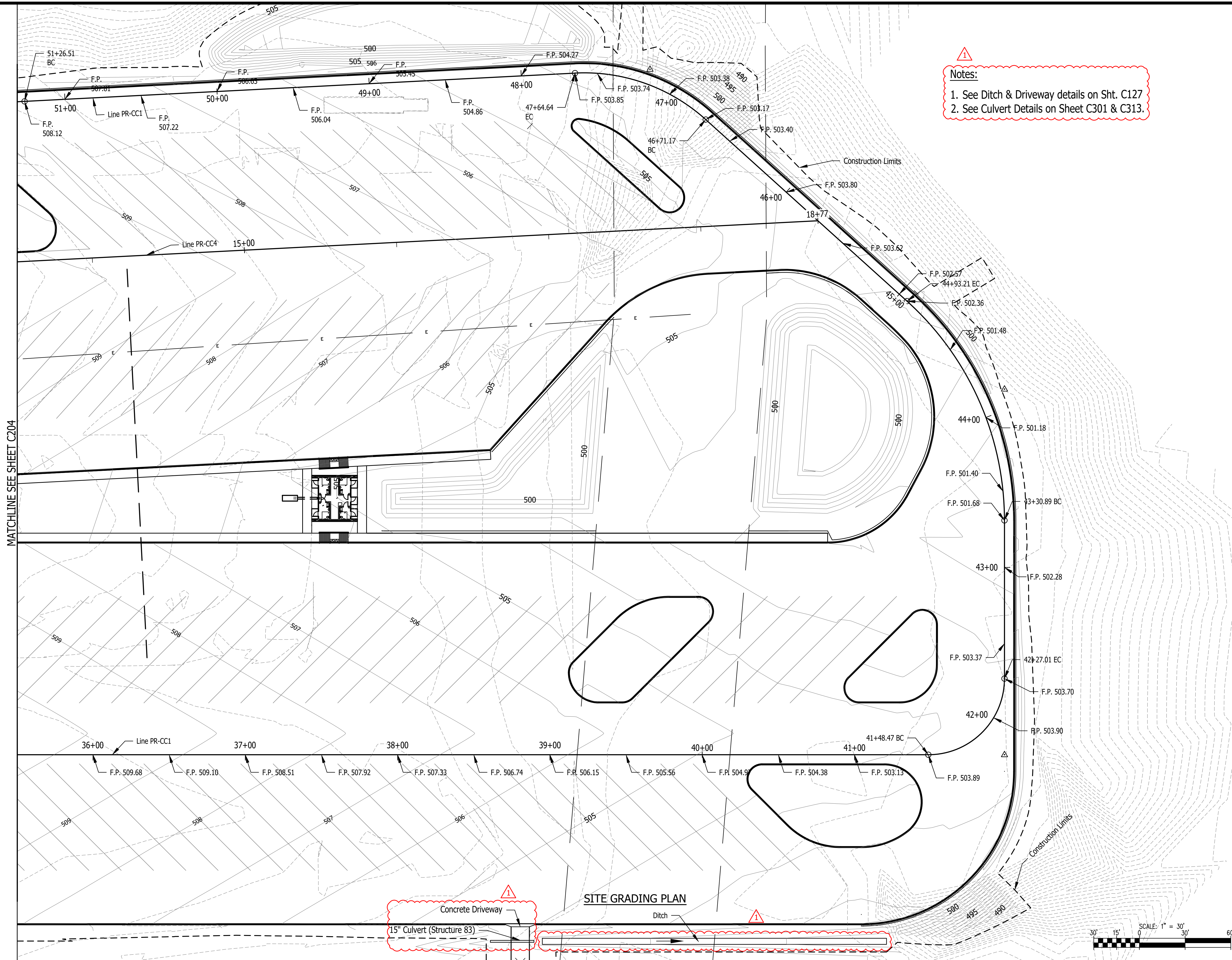


PUBLIC WORKS PROJECT NO. 84003001-22-058-C1  
CLEAR CREEK WELCOME CENTER  
VIGO COUNTY, INDIANA



Revisions: 03/15/2023 Deleted F.P. Elevations on PR-CC1 Added Note
Project Number: 84003001-22-058-C1
Requestion Number:
Account Number:
Designer: DEH Drawing Date: 02/23/2023
Drafter: MDR Drawing Scale: 1"=30'
DAPW Approval:
Client Approval:
Reference Number: 1364
Building Reference:
Drawing Number: C204
Sheet: 42 of 155



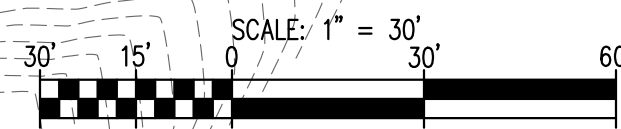
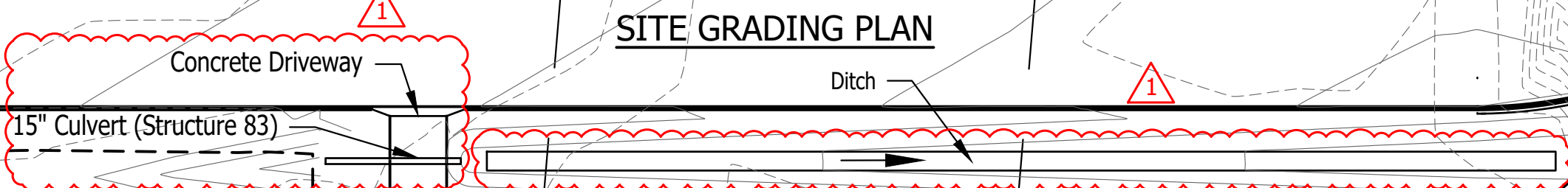
Last Saved By: mreed, Printed: 7/19/23  
 P:\1364 - Clear Creek Welcome Center\WORKS\SITE SHEETS\1364-EB-C200 GRADING PLAN.dwg, Mar 15, 2023 - 4:26:13 pm



**Notes:**

1. See Ditch & Driveway details on Sht. C127
2. See Culvert Details on Sheet C301 & C313.

MATCHLINE SEE SHEET C204



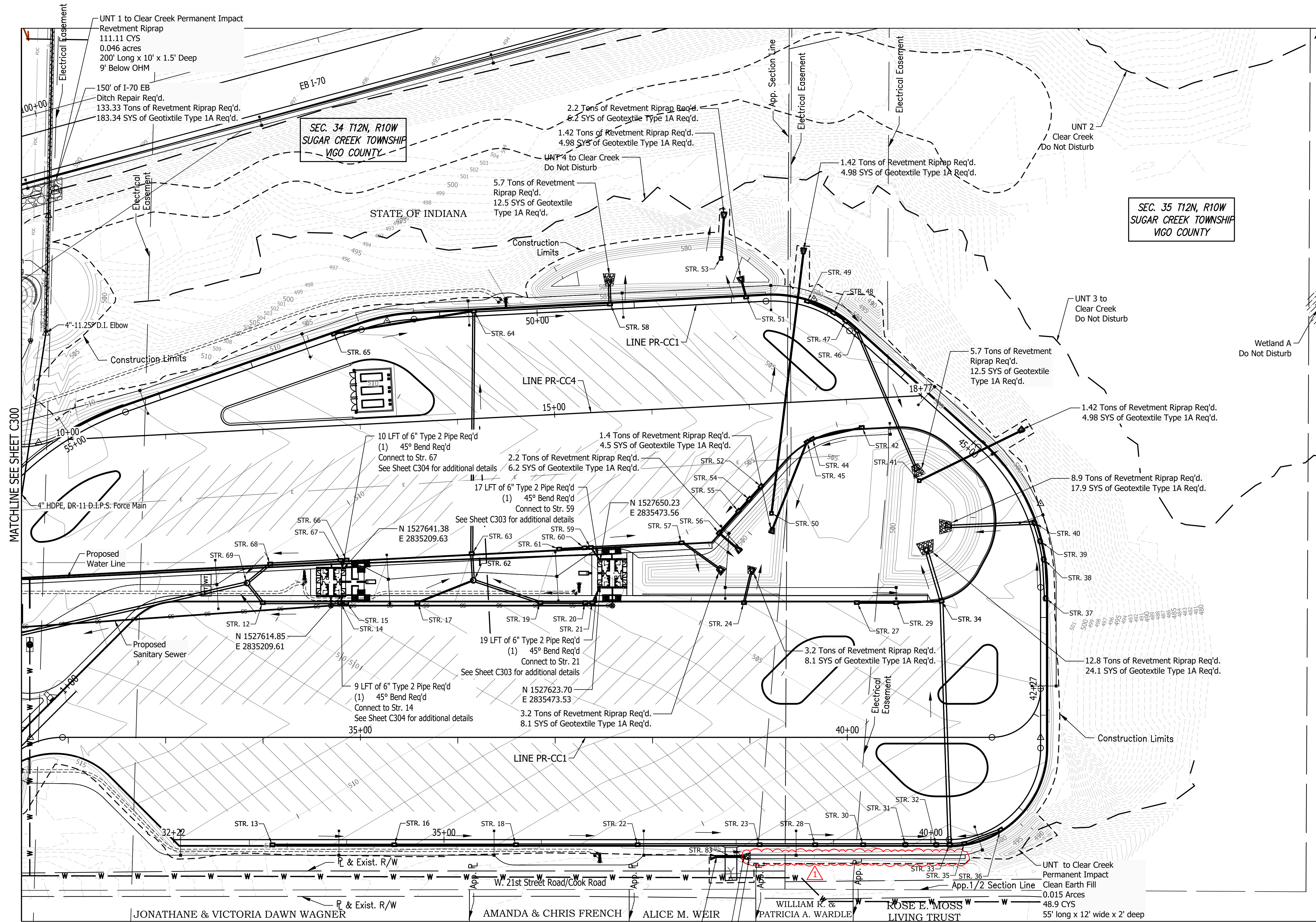
PUBLIC WORKS PROJECT NO. 84003001-22-058-C1  
 CLEAR CREEK WELCOME CENTER  
 VIGO COUNTY, INDIANA




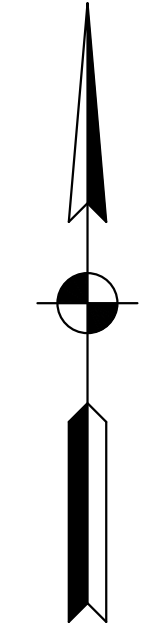
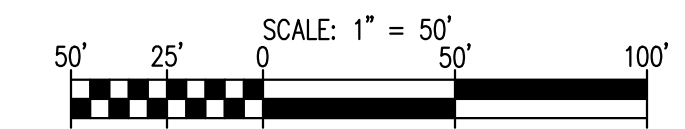
Revisions: 03/15/2023  
 Revised Ditch location & Notes

Project Number:	84003001-22-058-C1
Requestion Number:	
Account Number:	
Designer:	DEH
Drawing Date:	02/23/2023
Drafter:	MDR
Drawing Scale:	1"=30'
DAPW Approval:	
Client Approval:	
Reference Number:	1364
Building Reference:	
Drawing Number:	C205
Sheet:	43 of 155

Unit Saved By: mreed 3/15/23  
P:\1364 - Clear Creek Welcome Center\WORKS\SITE SHEETS\EB WELCOME CENTER\1364-EB-CC00 DR PLAN.dwg Mar 15, 2023 - 4:58:10 pm



Do Not Disturb





PUBLIC WORKS PROJECT NO. 84003001-22-058-C1  
CLEAR CREEK WELCOME CENTER  
VIGO COUNTY, INDIANA




Revisions: 03/15/2023  
Revised ditch location

Project Number:	84003001-22-058-C1
Requisition Number:	
Account Number:	
Designer:	RJS
Drawing Date:	02/23/2023
Drafter:	JRC
Drawing Scale:	1"=50'
DAPW Approval:	
Client Approval:	

Reference Number: 1364  
Building Reference:  
Drawing Number: C301  
Sheet: 46 of 155



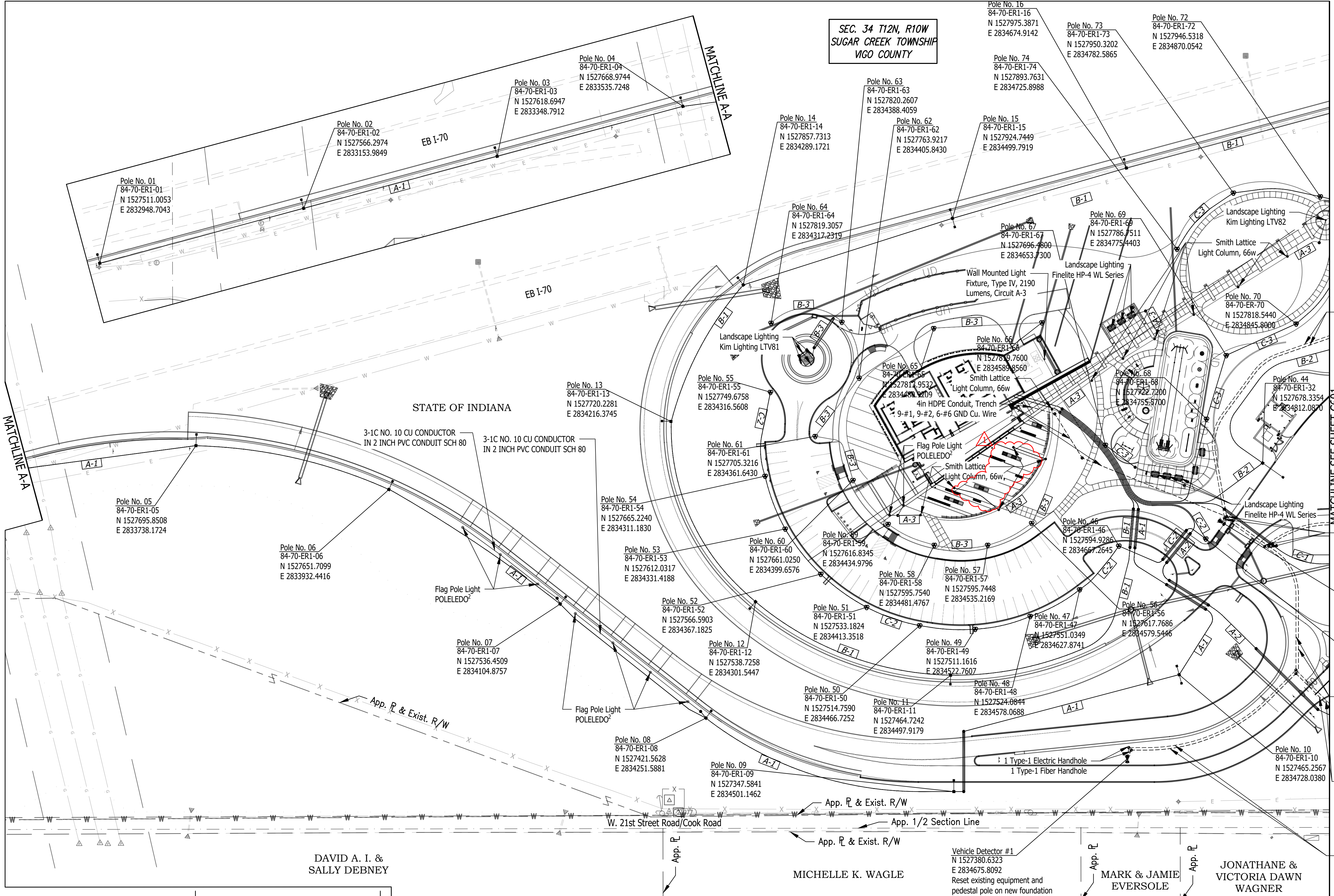
PUBLIC WORKS PROJECT NO. 84003001-22-058-C1  
 CLEAR CREEK WELCOME CENTER  
 VIGO COUNTY, INDIANA



Revisions: 03/15/2023  
 Added Lights

Project Number: 84003001-22-058-C1  
 Requisition Number:  
 Account Number:  
 Designer: TAF Drawing Date: 02/23/2023  
 Drafter: PKA Drawing Scale: 1"=50'  
 DAPW Approval:  
 Client Approval:  
 Reference Number: 1364  
 Building Reference:  
 Drawing Number: C600  
 Sheet: 70 of 155

SEC. 34 T12N, R10W  
 SUGAR CREEK TOWNSHIP  
 VIGO COUNTY



**LIGHTING LEGEND**

- OR NEW LIGHT STANDARD
- 3-1C NO. 4 CU CONDUCTOR IN PLASTIC DUCT IN TRENCH
- 3-1C NO. 4 CU CONDUCTOR IN PLASTIC DUCT IN 2" GALVANIZED STEEL CONDUIT
- NEW HANDHOLE
- CIRCUIT NUMBER

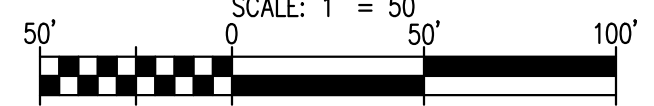
**LUMINAIRE IDENTIFICATION**

84-70-ER1-01

- LUMINAIRE NO.
- CROSS ROAD, CLEAR CREEK REST AREA
- MAINLINE I-70
- COUNTY NO. 84 (VIGO COUNTY)

**ITS LEGEND**

- PTZ CAMERA
- MICROWAVE VEHICLE DETECTOR
- HDPE ITS CONDUIT
- ITS POLE
- ITS HANDHOLE
- ITS CABINET



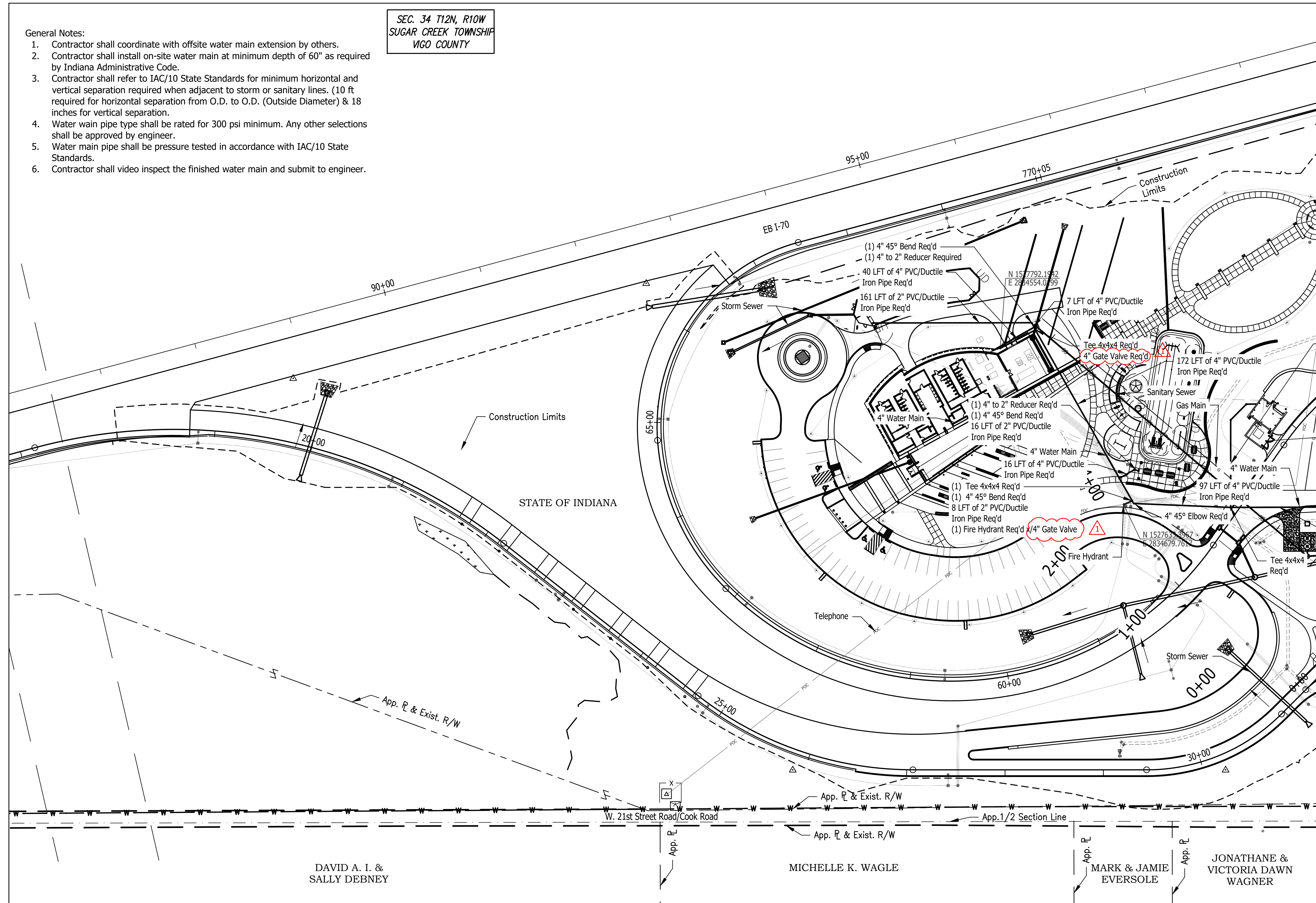
Last Saved By: Jhr Printed: 3/15/23 File Path: C:\Users\jhr\OneDrive\Documents\Clear Creek Welcome Center\WORKS\SITE SHEETS\1364-EB-C600 I-70 PAVING Mar 15, 2023 - 4:58:50 PM  
 P:\1364 - Clear Creek Welcome Center\WORKS\SITE SHEETS\1364-EB-C600 I-70 PAVING Mar 15, 2023 - 4:58:50 PM



**General Notes:**

1. Contractor shall coordinate with offsite water main extension by others.
2. Contractor shall install on-site water main at minimum depth of 60" as required by Indiana Administrative Code.
3. Contractor shall refer to IAC/10 State Standards for minimum horizontal and vertical separation required when adjacent to storm or sanitary lines. (10 ft required for horizontal separation from O.D. to O.D. (Outside Diameter) & 18 inches for vertical separation.
4. Water main pipe type shall be rated for 300 psi minimum. Any other selections shall be approved by engineer.
5. Water main pipe shall be pressure tested in accordance with IAC/10 State Standards.
6. Contractor shall video inspect the finished water main and submit to engineer.



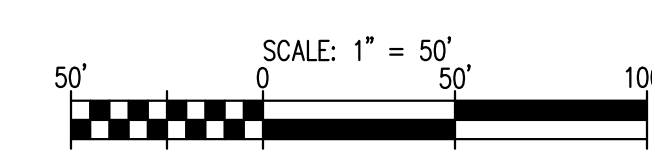
SEC. 34 T12N, R10W  
SUGAR CREEK TOWNSHIP  
VIGO COUNTY



120 LFT of 2" PVC/Ductile Iron Pipe Req'd  
(1) 4" to 2" Reducer  
(2) 2" 45° Bent Req'd

98 LFT of 4" PVC/Ductile Iron Pipe Req'd

MATCHLINE SEE SHEET C901



PUBLIC WORKS PROJECT NO. 84003001-22-058-C1  
CLEAR CREEK WELCOME CENTER  
VIGO COUNTY, INDIANA


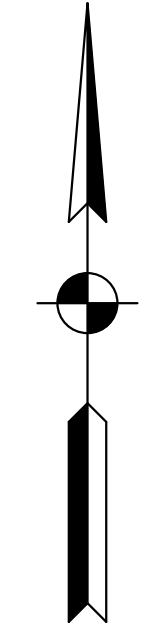
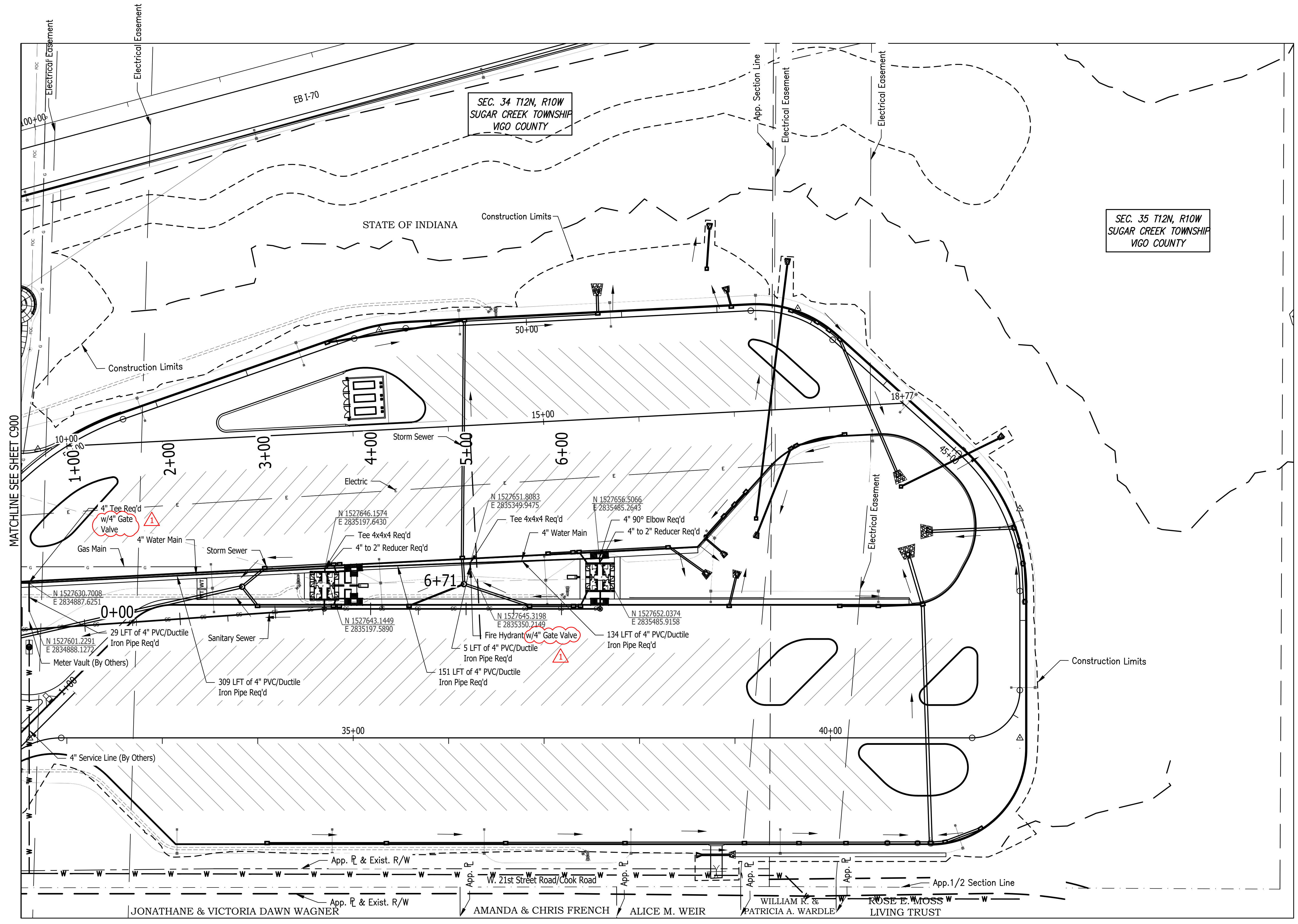


Revisions: 03/15/2023  
Added Gate Valves

Project Number:	84003001-22-058-C1
Requestion Number:	
Account Number:	
Designer:	RJS
Drawing Date:	02/23/2023
Drafter:	JRC
Drawing Scale:	1"=50'
DAPW Approval:	
Client Approval:	
Reference Number:	1364
Building Reference:	
Drawing Number:	C900
Sheet:	84 of 155

Last Saved By: Jrc Printed: 3/15/23  
 P:\1364 - Clear Creek Welcome Center\WORKS\SITE SHEETS\1364-EB-000 WATER PLANNING Mar 15, 2023 - 5:00:26 pm

Last Saved By: Jrc Printed: 3/15/23  
 P:\1364 - Clear Creek Welcome Center\1364-EB-000 WATER PLUMBING Mar 15, 2023-5:00:31 pm



PUBLIC WORKS PROJECT NO. 84003001-22-058-C1  
 CLEAR CREEK WELCOME CENTER  
 VIGO COUNTY, INDIANA



STATE OF INDIANA  
 DEPARTMENT OF ADMINISTRATION  
**PUBLIC WORKS DIVISION**  
 ROOM 9407, INDIANA GOVERNMENT CENTER SOUTH  
 402 WEST WASHINGTON STREET  
 INDIANAPOLIS, INDIANA 46204  
 317-232-3000

Revisions: 03/15/2023  
 Added Gate Valves

Project Number: 84003001-22-058-C1  
 Requisition Number:  
 Account Number:  
 Designer: RJS Drawing Date: 02/23/2023  
 Drafter: JRC Drawing Scale: 1"=50'  
 DAPW Approval:  
 Client Approval:

Reference Number: 1364  
 Building Reference:  
 Drawing Number: C901  
 Sheet: 85 of 155

